



«Tit» «Name» «Fam_Nam»
«Organization»
«Address1»
«Address_2»
«PO_Box» «City». «Country»

Sevilla, September 2021

Proficiency Test 2021-1

Laboratory Code: «Lab_code»

Dear participants,

Enclosed you will find the report of the Proficiency Test 2021-1 on Drugs of Abuse in Hair, organized by the Society of Hair Testing.

Each of the participating laboratories received an identifying code. Your particular code is «Lab_code».

Sets of three samples were sent to sixty-five participating laboratories. Sixty-two of them have sent the report forms back.

This report includes quantitative evaluations of the results. This time we have also included other compounds that have been reported by more than one participating laboratory.

Z-score

Z-score has been calculated as follows:

$$Z\text{-score} = (x - \chi) / IQR$$

Where:

x: Concentration reported by the participant

χ : Median concentration obtained from the participating laboratories

IQR: Interquartile range: It is calculated as: Q3-Q1 (the upper quartile minus the lower quartile)

Q3: Third quartile (percentile 75)

Q1: First quartile (percentile 25)

Decision criteria

The following criteria have been adopted:

Satisfactory results: $Z\text{-score} \leq \pm 2$

Questionable results: $\pm 2 < Z\text{-score} \leq \pm 3$

Unsatisfactory results: $Z\text{-score} \geq \pm 3$

Yours faithfully.

Carmen Jurado

SAMPLE A

Sample A contents were as follows:

- Opiate compounds (6-MAM, morphine and codeine)
- Cocaine compounds (cocaine, BE, cocaethylene and norcocaine)
- Methadone and EDDP
- Tramadol
- Diazepam and Nordazepam

It also contained low concentrations of THC (0.025 ng/mg median conc.) and THC-COOH (0.16 pg/mg median con.).

Other compounds reported by more than one participating laboratory were:

Compound	N*	Average	SD	CV%	Median	Minimum	Quartile 25	Quartile 75	Maximum	Iqr
Acetylcodeine	11	1.16	0.13	11.43	1.13	0.97	1.06	1.29	1.34	0.24
Heroin	11	0.52	0.15	29.68	0.49	0.27	0.41	0.64	0.79	0.22
AEME	10	0.73	0.19	25.45	0.74	0.26	0.72	0.81	1.03	0.09
Buprenorphine	9	0.02	0.02	95.84	0.01	0.01	0.01	0.02	0.07	0.01
DHC	9	0.02	0.01	35.12	0.03	0.01	0.02	0.03	0.03	0.01
Zolpidem	8	0.02	0.02	117.64	0.01	0.00	0.01	0.02	0.08	0.01
Hydromorphone	7	0.16	0.09	59.17	0.20	0.02	0.09	0.22	0.28	0.13
o-Desmethyltramadol	7	0.10	0.04	38.42	0.11	0.05	0.07	0.14	0.15	0.07
Fentanyl	6	0.17	0.32	189.05	0.01	0.01	0.01	0.01	0.81	0.00
Tilidine	6	0.03	0.01	18.37	0.03	0.03	0.03	0.04	0.05	0.01
Hydrocodone	5	0.05	0.03	62.16	0.06	0.01	0.02	0.06	0.08	0.05
norbuprenorphine	4	0.07	0.09	126.50	0.02	0.01	0.02	0.08	0.23	0.06
Diphenhydramine	4	0.02	0.02	95.72	0.01	0.01	0.01	0.02	0.05	0.01
EME	4	0.10	0.02	20.69	0.09	0.08	0.08	0.11	0.13	0.03
Nortilidine	4	0.17	0.03	16.32	0.18	0.12	0.16	0.18	0.19	0.03
Citalopram	3	0.08	0.04	48.79	0.05	0.05	0.05	0.09	0.13	0.04
p-hydroxycocaine	2	0.02	0.00	17.58	0.02	0.01	0.02	0.02	0.02	0.00
m-hydroxycocaine	2	0.02	0.01	32.54	0.02	0.01	0.01	0.02	0.02	0.01
o-hydroxycocaine	2	0.00	0.00	4.93	0.00	0.00	0.00	0.00	0.00	0.00
Mirtazapine	2	0.07	0.00	0.00	0.07	0.07	0.07	0.07	0.07	0.00
Venlafaxine	2	0.06	0.00	1.69	0.06	0.06	0.06	0.06	0.06	0.00
Zopiclone	2	0.02	0.00	18.92	0.02	0.02	0.02	0.02	0.02	0.00

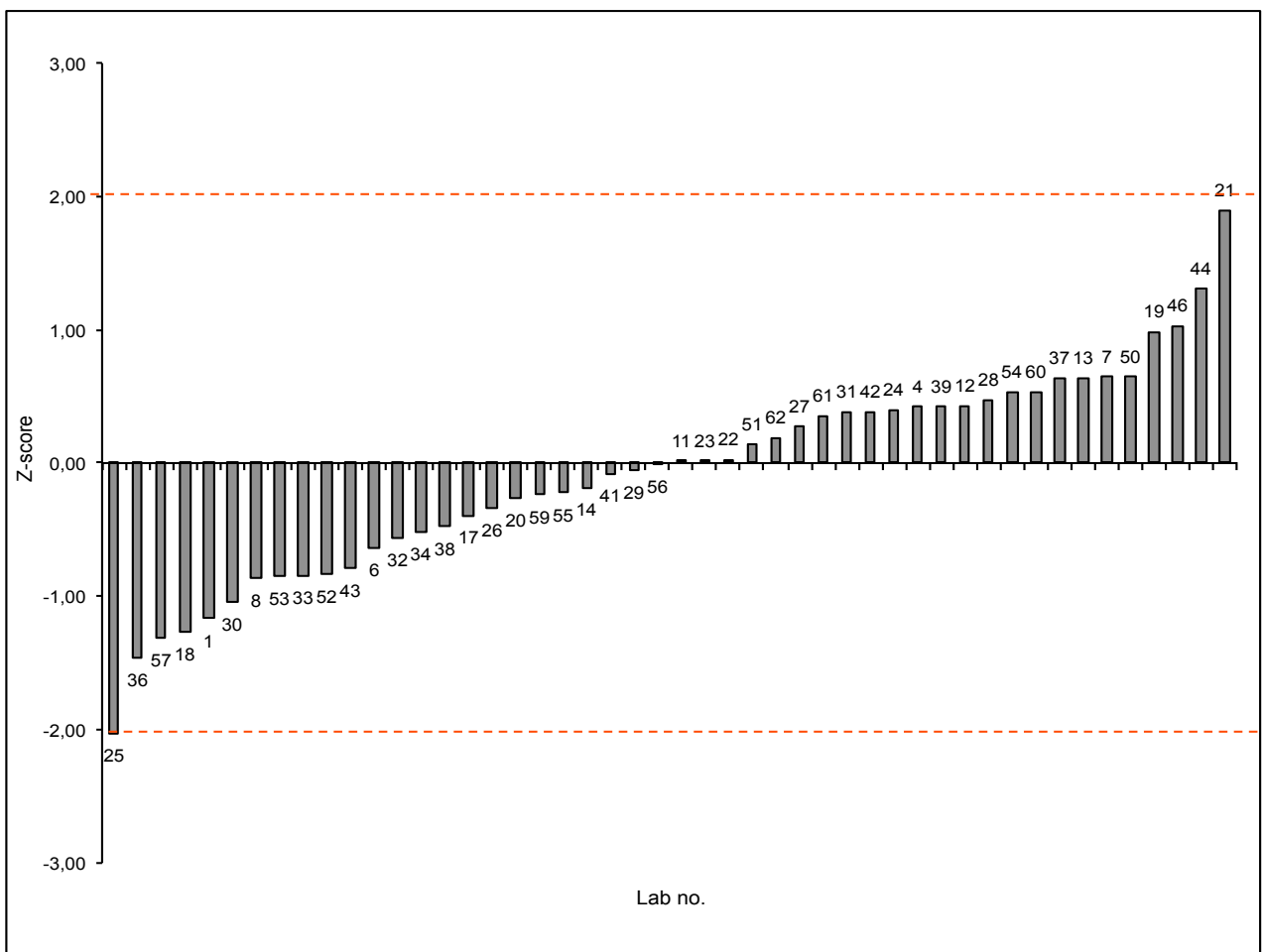
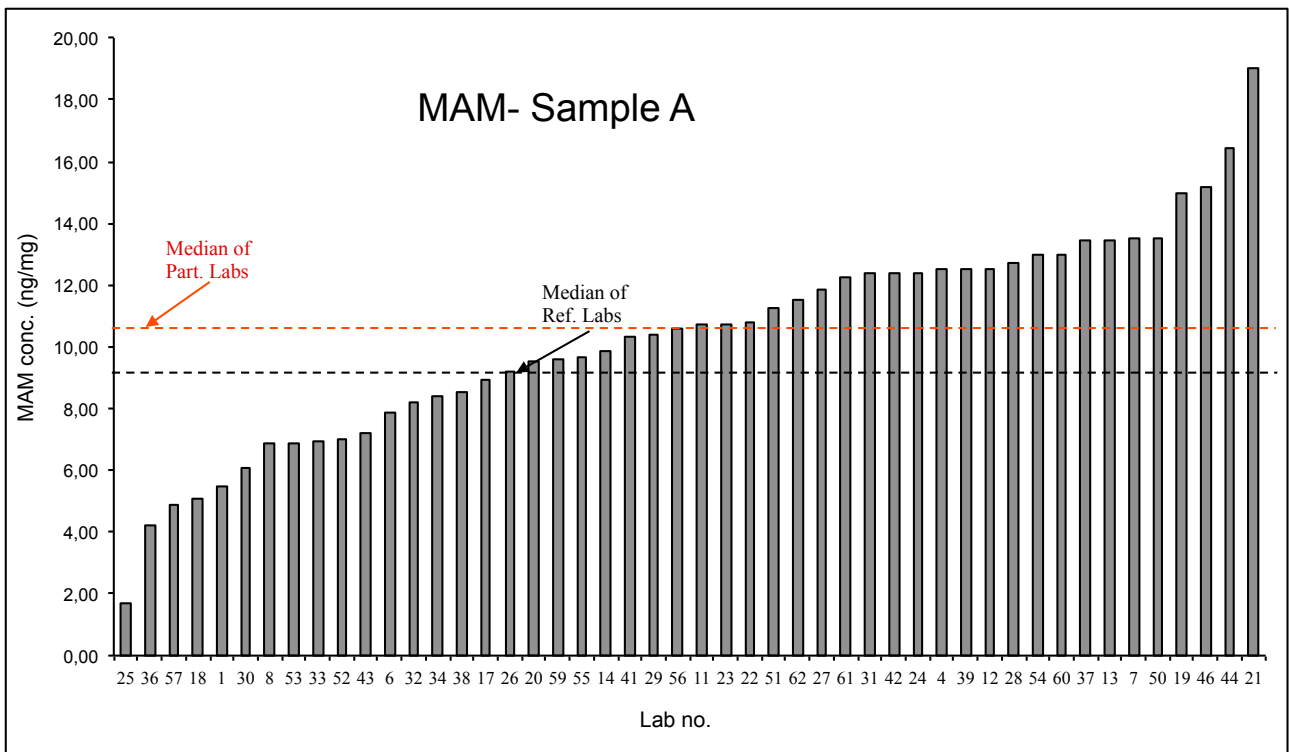
*N: Number of labs reporting results for this compound

6-MONOACETILMORPHINE (MAM)

Lab	MAM (ng/mg)	Z-score	Result
1	5.50	-1.17	Satisfactory
2	>1.00		
3	>5.00		
4	12.50	0.42	Satisfactory
5	>5.00		
6	7.85	-0.64	Satisfactory
7	13.50	0.65	Satisfactory
8	6.85	-0.86	Satisfactory
10	>5.00		
11	10.70	0.01	Satisfactory
12	12.53	0.43	Satisfactory
13	13.45	0.63	Satisfactory
14	9.84	-0.18	Satisfactory
15	>20.00		
16	>5.00		
17	8.92	-0.39	Satisfactory
18	5.06	-1.27	Satisfactory
19	15.00	0.99	Satisfactory
20	9.50	-0.26	Satisfactory
21	19.00	1.89	Satisfactory
22	10.77	0.03	Satisfactory
23	10.71	0.01	Satisfactory
24	12.40	0.40	Satisfactory
25	1.72	-2.02	Questionable
26	9.17	-0.34	Satisfactory
27	11.85	0.27	Satisfactory
28	12.72	0.47	Satisfactory
29	10.41	-0.05	Satisfactory
30	6.06	-1.04	Satisfactory
31	12.35	0.39	Satisfactory
32	8.18	-0.56	Satisfactory
33	6.93	-0.84	Satisfactory
34	8.39	-0.51	Satisfactory
35	>10.00		
36	4.22	-1.46	Satisfactory
37	13.44	0.63	Satisfactory
38	8.55	-0.48	Satisfactory
39	12.50	0.42	Satisfactory
40	P		
41	10.30	-0.08	Satisfactory
42	12.35	0.39	Satisfactory
43	7.18	-0.79	Satisfactory
44	16.40	1.30	Satisfactory
46	15.18	1.03	Satisfactory
47	P		
48	P		
49	>2.00		
50	13.50	0.65	Satisfactory
51	11.26	0.14	Satisfactory
52	6.98	-0.83	Satisfactory
53	6.90	-0.85	Satisfactory
54	13.00	0.53	Satisfactory

Lab	MAM (ng/mg)	Z-score	Result
55	9.66	-0.22	Satisfactory
56	10.60	-0.01	Satisfactory
57	4.88	-1.31	Satisfactory
58	>5.00		
59	9.60	-0.24	Satisfactory
60	13.00	0.53	Satisfactory
61	12.22	0.36	Satisfactory
62	11.50	0.19	Satisfactory

Average	10.31
SD	3.36
CV%	32.59
Median	10.65
Minimum	1.72
Quartile 25	8.10
Quartile 75	12.51
Maximum	19.00
Iqr	4.41

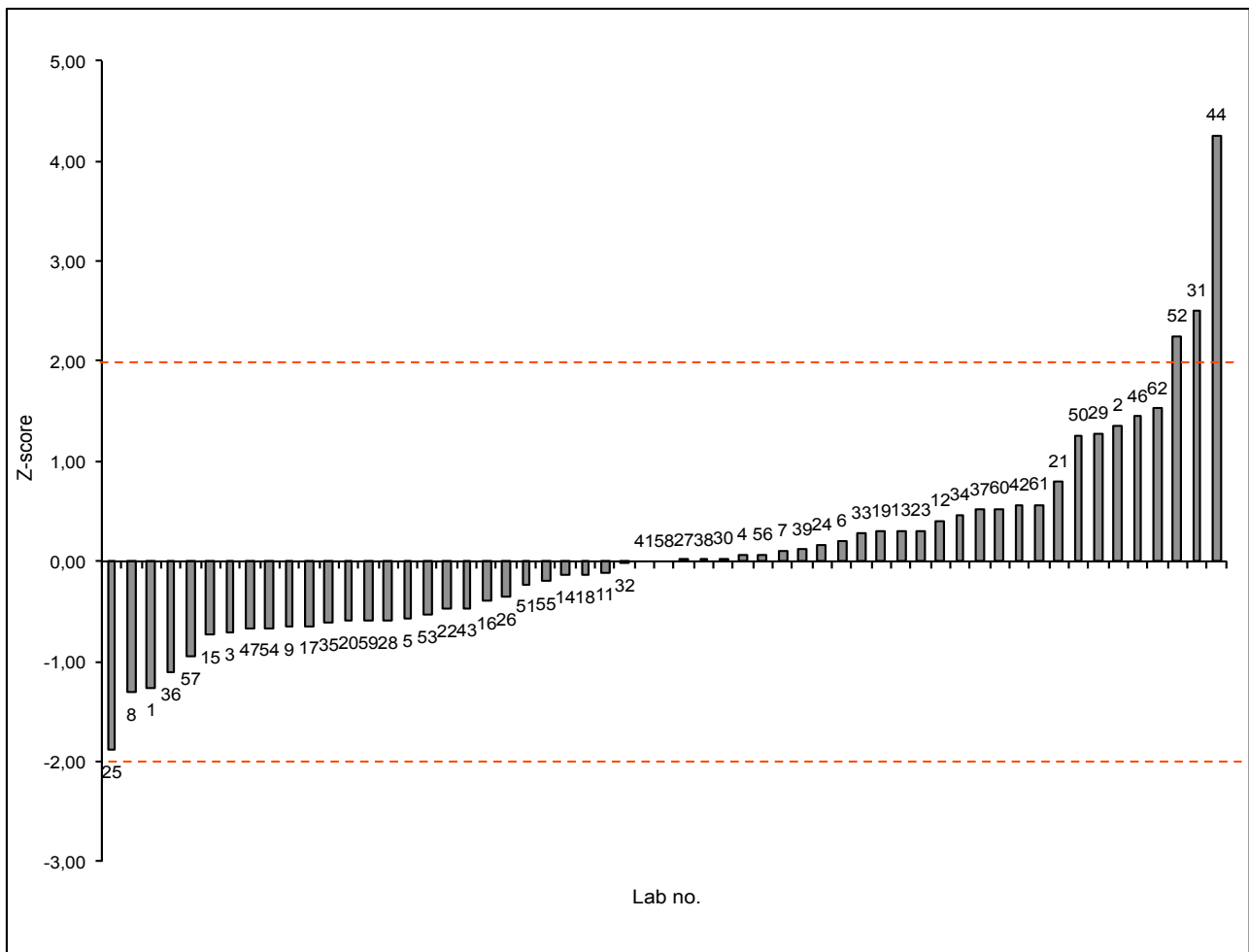
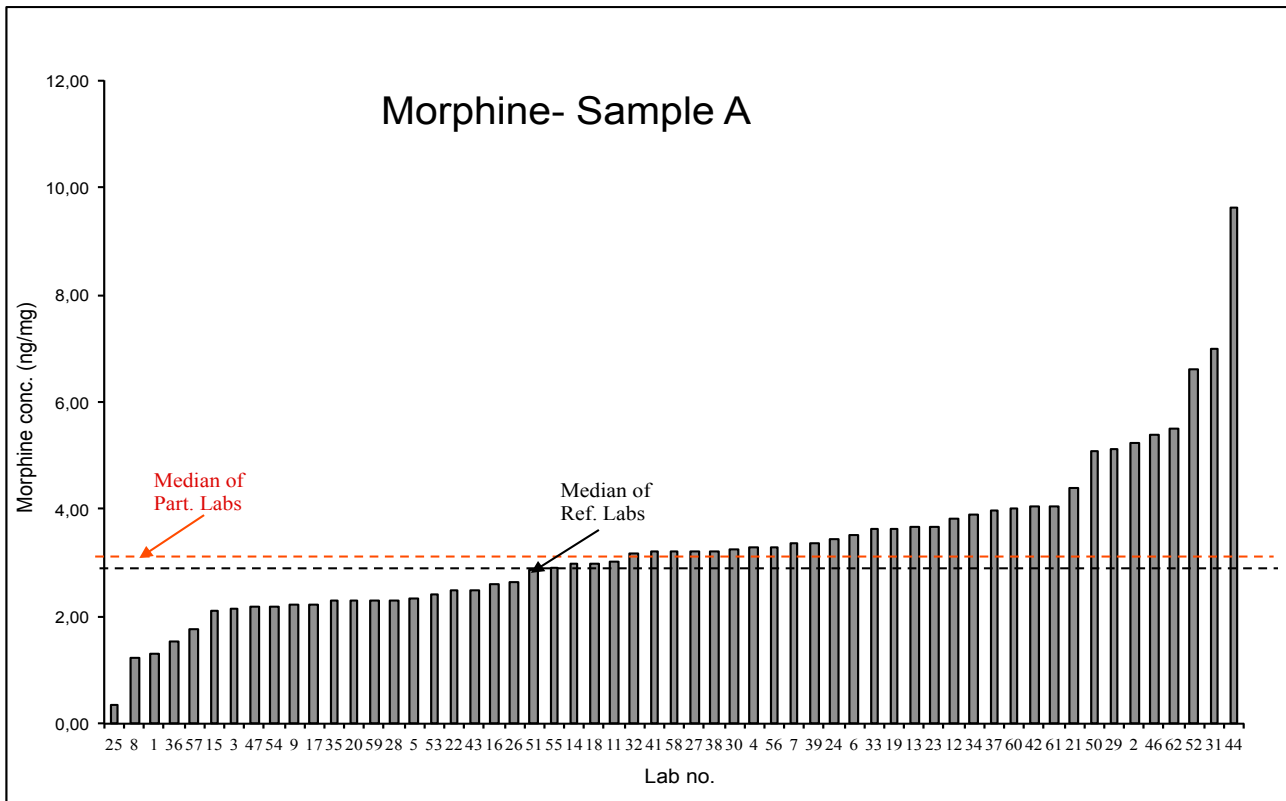


MORPHINE

Lab	Morphine (ng/mg)	Z-score	Result
1	1.30	-1.26	Satisfactory
2	5.25	1.36	Satisfactory
3	2.13	-0.71	Satisfactory
4	3.30	0.07	Satisfactory
5	2.33	-0.58	Satisfactory
6	3.50	0.20	Satisfactory
7	3.36	0.11	Satisfactory
8	1.22	-1.31	Satisfactory
9	2.20	-0.66	Satisfactory
10	>1.00		
11	3.04	-0.11	Satisfactory
12	3.82	0.41	Satisfactory
13	3.67	0.31	Satisfactory
14	3.00	-0.13	Satisfactory
15	2.09	-0.74	Satisfactory
16	2.60	-0.40	Satisfactory
17	2.23	-0.64	Satisfactory
18	3.00	-0.13	Satisfactory
19	3.65	0.30	Satisfactory
20	2.30	-0.60	Satisfactory
21	4.40	0.79	Satisfactory
22	2.48	-0.48	Satisfactory
23	3.67	0.31	Satisfactory
24	3.45	0.17	Satisfactory
25	0.36	-1.88	Satisfactory
26	2.66	-0.36	Satisfactory
27	3.21	0.01	Satisfactory
28	2.31	-0.59	Satisfactory
29	5.13	1.28	Satisfactory
30	3.24	0.03	Satisfactory
31	6.98	2.50	Questionable
32	3.17	-0.02	Satisfactory
33	3.63	0.28	Satisfactory
34	3.90	0.46	Satisfactory
35	2.28	-0.61	Satisfactory
36	1.53	-1.10	Satisfactory
37	3.99	0.52	Satisfactory
38	3.21	0.01	Satisfactory
39	3.38	0.12	Satisfactory
40	P		
41	3.20	0.00	Satisfactory
42	4.05	0.56	Satisfactory
43	2.50	-0.47	Satisfactory
44	9.63	4.26	Unsatisfactory
46	5.38	1.45	Satisfactory
47	2.20	-0.66	Satisfactory
48	P		
49	>2.00		
50	5.10	1.26	Satisfactory
51	2.86	-0.23	Satisfactory
52	6.60	2.25	Questionable
53	2.40	-0.53	Satisfactory

Lab	Morphine (ng/mg)	Z-score	Result
54	2.20	-0.66	Satisfactory
55	2.90	-0.20	Satisfactory
56	3.30	0.07	Satisfactory
57	1.76	-0.95	Satisfactory
58	3.20	0.00	Satisfactory
59	2.30	-0.60	Satisfactory
60	4.00	0.53	Satisfactory
61	4.06	0.57	Satisfactory
62	5.50	1.52	Satisfactory

Average	3.34
SD	1.49
CV%	44.79
Median	3.20
Minimum	0.36
Quartile 25	2.31
Quartile 75	3.82
Maximum	9.63
Iqr	1.51

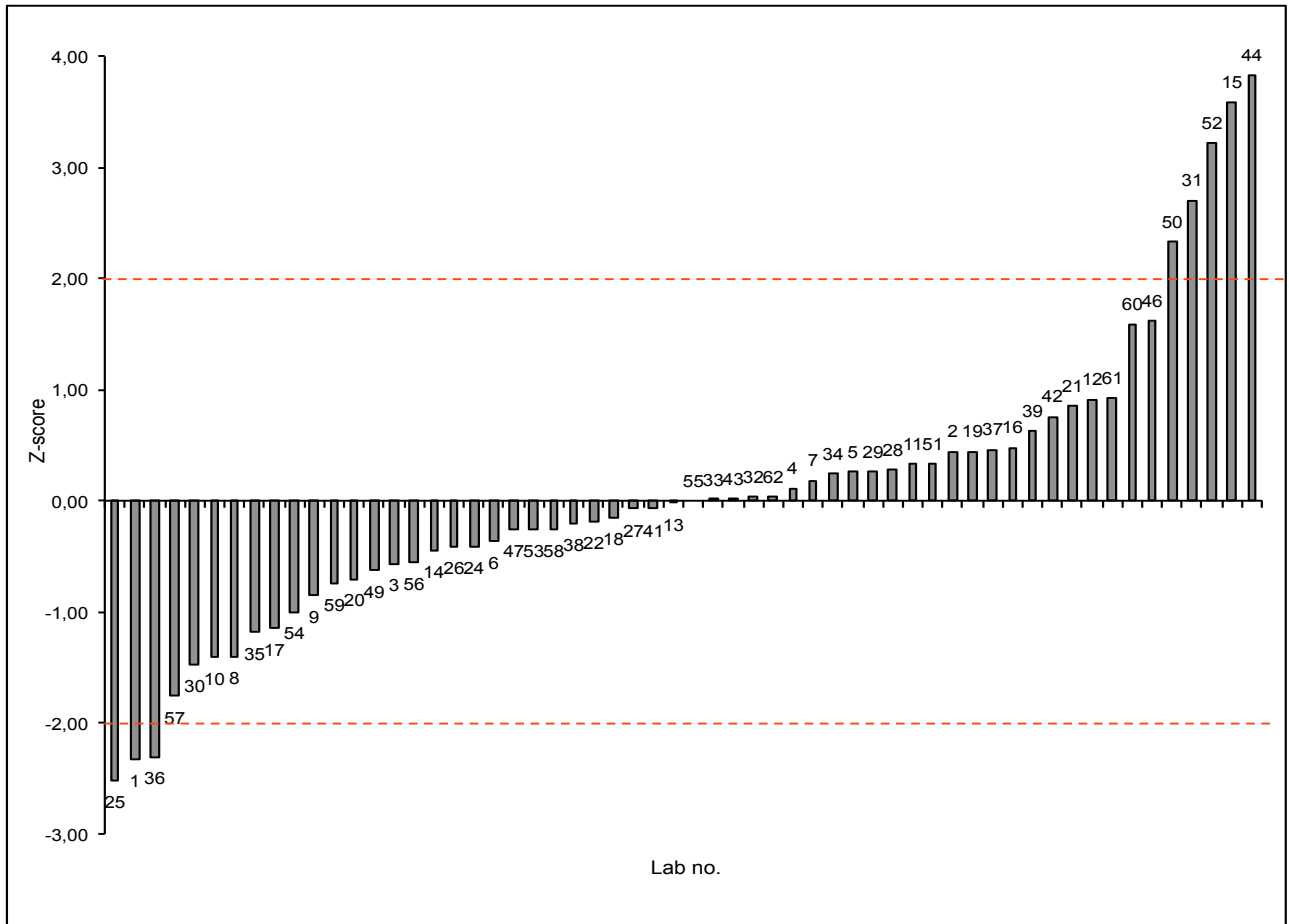
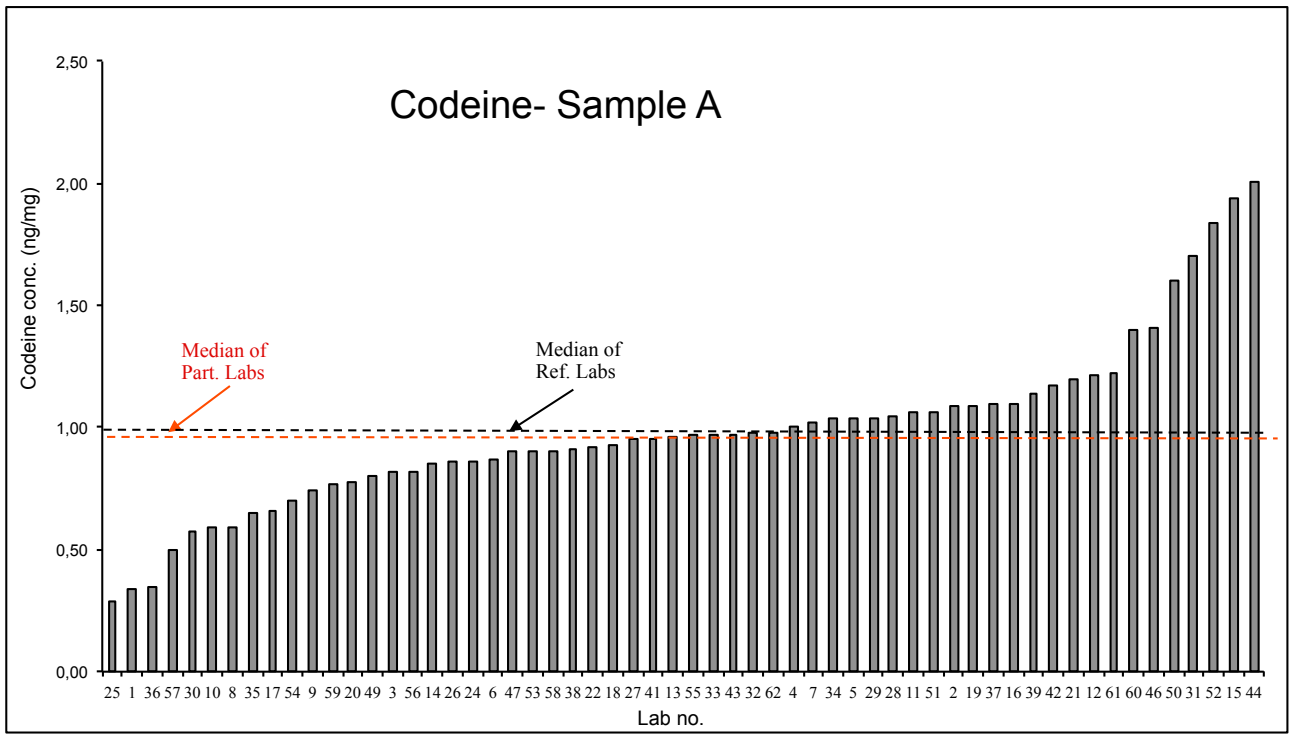


CODEINE

Lab	Codeine (ng/mg)	Z-score	Result
1	0.34	-2.33	Questionable
2	1.09	0.44	Satisfactory
3	0.82	-0.57	Satisfactory
4	1.00	0.11	Satisfactory
5	1.04	0.26	Satisfactory
6	0.87	-0.36	Satisfactory
7	1.02	0.19	Satisfactory
8	0.59	-1.40	Satisfactory
9	0.74	-0.86	Satisfactory
10	0.59	-1.41	Satisfactory
11	1.06	0.33	Satisfactory
12	1.22	0.91	Satisfactory
13	0.96	-0.02	Satisfactory
14	0.85	-0.44	Satisfactory
15	1.94	3.59	Unsatisfactory
16	1.10	0.48	Satisfactory
17	0.66	-1.15	Satisfactory
18	0.93	-0.15	Satisfactory
19	1.09	0.44	Satisfactory
20	0.78	-0.70	Satisfactory
21	1.20	0.85	Satisfactory
22	0.92	-0.19	Satisfactory
24	0.86	-0.41	Satisfactory
25	0.29	-2.52	Questionable
26	0.86	-0.41	Satisfactory
27	0.95	-0.07	Satisfactory
28	1.04	0.27	Satisfactory
29	1.04	0.26	Satisfactory
30	0.57	-1.47	Satisfactory
31	1.70	2.70	Questionable
32	0.98	0.04	Satisfactory
33	0.97	0.01	Satisfactory
34	1.04	0.24	Satisfactory
35	0.65	-1.19	Satisfactory
36	0.35	-2.30	Questionable
37	1.10	0.46	Satisfactory
38	0.92	-0.20	Satisfactory
39	1.14	0.63	Satisfactory
40	P		
41	0.95	-0.07	Satisfactory
42	1.18	0.76	Satisfactory
43	0.97	0.01	Satisfactory
44	2.01	3.83	Unsatisfactory
46	1.41	1.61	Satisfactory
47	0.90	-0.26	Satisfactory
48	P		
49	0.80	-0.63	Satisfactory
50	1.60	2.33	Questionable
51	1.06	0.33	Satisfactory
52	1.84	3.22	Unsatisfactory
53	0.90	-0.26	Satisfactory
54	0.70	-1.00	Satisfactory

Lab	Codeine (ng/mg)	Z-score	Result
55	0.97	0.00	Satisfactory
56	0.82	-0.56	Satisfactory
57	0.50	-1.76	Satisfactory
58	0.90	-0.26	Satisfactory
59	0.77	-0.74	Satisfactory
60	1.40	1.59	Satisfactory
61	1.22	0.93	Satisfactory
62	0.98	0.04	Satisfactory

Average	0.98
SD	0.34
CV%	34.95
Median	0.97
Minimum	0.29
Quartile 25	0.82
Quartile 75	1.09
Maximum	2.01
Iqr	0.27

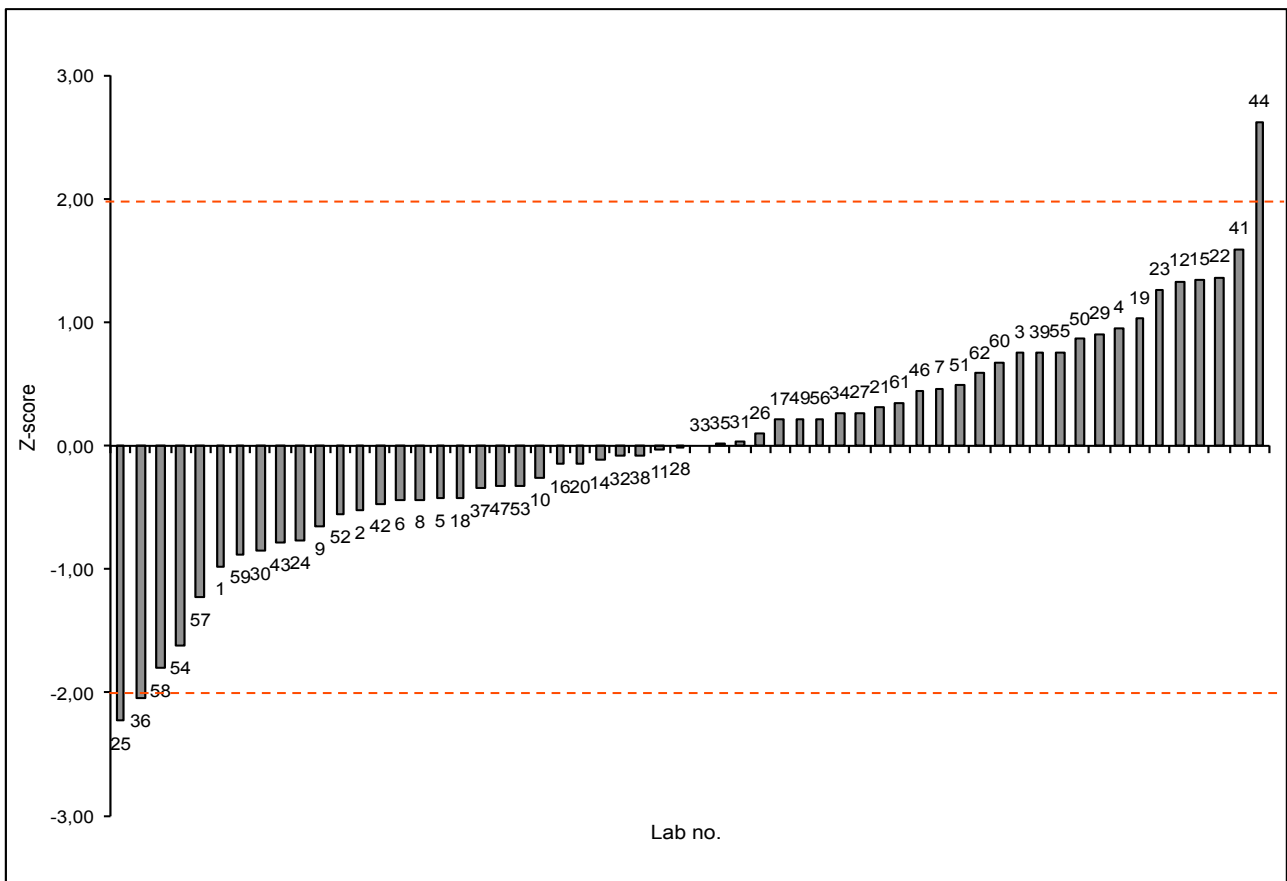
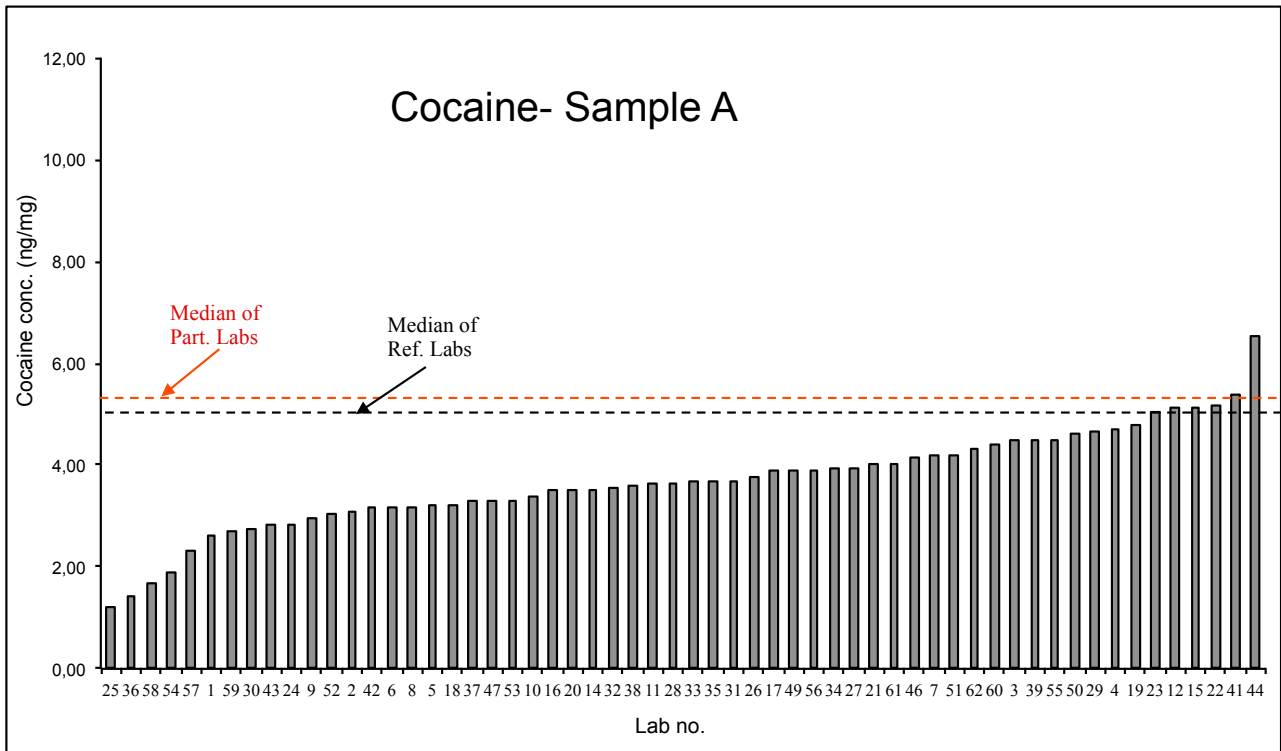


COCAINE

Lab	Cocaine (ng/mg)	Z-score	Result
1	2.60	-0.97	Satisfactory
2	3.09	-0.52	Satisfactory
3	4.48	0.75	Satisfactory
4	4.70	0.95	Satisfactory
5	3.20	-0.42	Satisfactory
6	3.17	-0.45	Satisfactory
7	4.17	0.47	Satisfactory
8	3.19	-0.43	Satisfactory
9	2.95	-0.65	Satisfactory
10	3.38	-0.26	Satisfactory
11	3.63	-0.03	Satisfactory
12	5.11	1.33	Satisfactory
14	3.53	-0.12	Satisfactory
15	5.13	1.35	Satisfactory
16	3.50	-0.15	Satisfactory
17	3.89	0.21	Satisfactory
18	3.20	-0.42	Satisfactory
19	4.78	1.03	Satisfactory
20	3.50	-0.15	Satisfactory
21	4.00	0.31	Satisfactory
22	5.15	1.37	Satisfactory
23	5.04	1.27	Satisfactory
24	2.83	-0.76	Satisfactory
25	1.23	-2.23	Questionable
26	3.77	0.10	Satisfactory
27	3.95	0.27	Satisfactory
28	3.66	0.00	Satisfactory
29	4.65	0.91	Satisfactory
30	2.73	-0.85	Satisfactory
31	3.69	0.03	Satisfactory
32	3.57	-0.08	Satisfactory
33	3.66	0.00	Satisfactory
34	3.95	0.26	Satisfactory
35	3.68	0.02	Satisfactory
36	1.43	-2.04	Questionable
37	3.29	-0.34	Satisfactory
38	3.58	-0.07	Satisfactory
39	4.48	0.75	Satisfactory
40	P		
41	5.40	1.60	Satisfactory
42	3.15	-0.47	Satisfactory
43	2.81	-0.78	Satisfactory
44	6.52	2.62	Questionable
45	>2.0		
46	4.15	0.44	Satisfactory
47	3.30	-0.33	Satisfactory
48	P		
49	3.90	0.22	Satisfactory
50	4.60	0.86	Satisfactory
51	4.19	0.49	Satisfactory
52	3.06	-0.55	Satisfactory
53	3.30	-0.33	Satisfactory

Lab	Cocaine (ng/mg)	Z-score	Result
54	1.90	-1.61	Satisfactory
55	4.49	0.76	Satisfactory
56	3.90	0.22	Satisfactory
57	2.32	-1.23	Satisfactory
58	1.70	-1.80	Satisfactory
59	2.70	-0.88	Satisfactory
60	4.40	0.68	Satisfactory
61	4.04	0.35	Satisfactory
62	4.30	0.59	Satisfactory

Average	3.68
SD	0.97
CV%	26.42
Median	3.66
Minimum	1.23
Quartile 25	3.18
Quartile 75	4.27
Maximum	6.52
Iqr	1.09

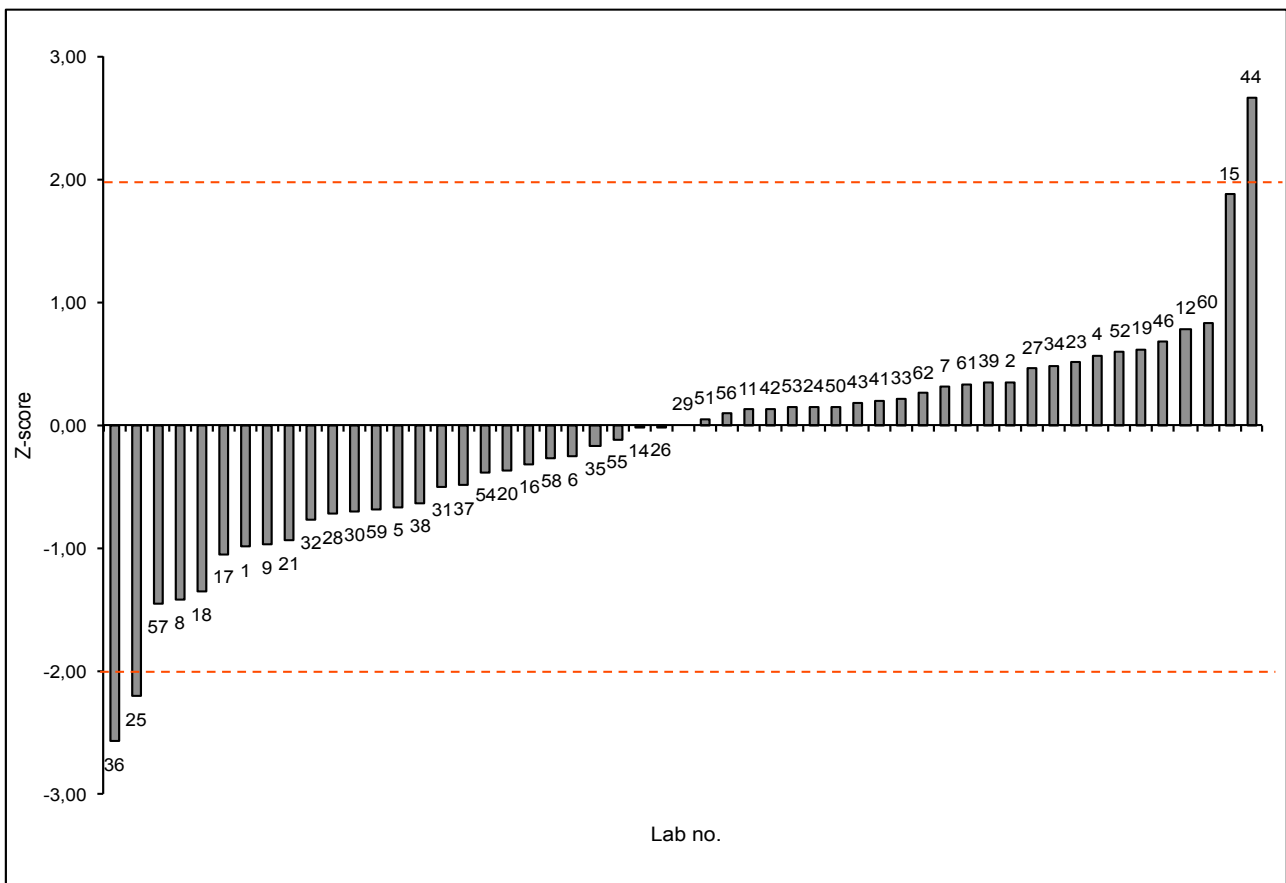
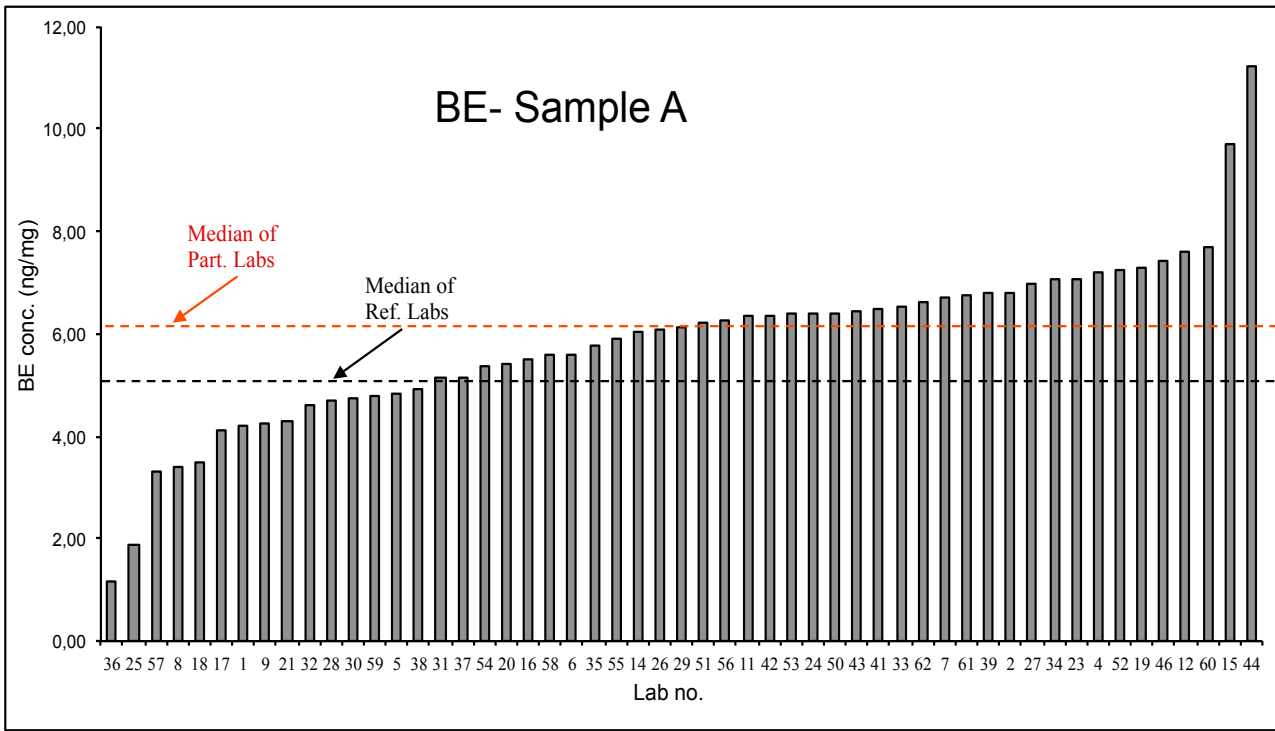


BENZOYLECGONINE (BE)

Lab	BE (ng/mg)	Z-score	Result
1	4.20	-0.99	Satisfactory
2	6.79	0.35	Satisfactory
3	>1.00		
4	7.20	0.57	Satisfactory
5	4.83	-0.67	Satisfactory
6	5.61	-0.26	Satisfactory
7	6.71	0.31	Satisfactory
8	3.38	-1.42	Satisfactory
9	4.24	-0.98	Satisfactory
10	>1.00		
11	6.35	0.13	Satisfactory
12	7.62	0.78	Satisfactory
14	6.06	-0.03	Satisfactory
15	9.71	1.88	Satisfactory
16	5.50	-0.32	Satisfactory
17	4.10	-1.05	Satisfactory
18	3.50	-1.36	Satisfactory
19	7.30	0.62	Satisfactory
20	5.40	-0.37	Satisfactory
21	4.30	-0.94	Satisfactory
23	7.08	0.51	Satisfactory
24	6.40	0.15	Satisfactory
25	1.87	-2.21	Questionable
26	6.08	-0.01	Satisfactory
27	6.99	0.46	Satisfactory
28	4.71	-0.73	Satisfactory
29	6.11	0.00	Satisfactory
30	4.76	-0.70	Satisfactory
31	5.14	-0.51	Satisfactory
32	4.63	-0.77	Satisfactory
33	6.52	0.21	Satisfactory
34	7.05	0.49	Satisfactory
35	5.78	-0.17	Satisfactory
36	1.16	-2.58	Questionable
37	5.16	-0.49	Satisfactory
38	4.90	-0.63	Satisfactory
39	6.78	0.35	Satisfactory
40	P		
41	6.50	0.20	Satisfactory
42	6.36	0.13	Satisfactory
43	6.46	0.18	Satisfactory
44	11.23	2.67	Questionable
45	>2.00		
46	7.41	0.67	Satisfactory
47	P		
48	P		
49	>5.00		
50	6.40	0.15	Satisfactory
51	6.20	0.05	Satisfactory
52	7.25	0.59	Satisfactory
53	6.39	0.15	Satisfactory
54	5.38	-0.38	Satisfactory

Lab	BE (ng/mg)	Z-score	Result
55	5.89	-0.11	Satisfactory
56	6.28	0.09	Satisfactory
57	3.32	-1.45	Satisfactory
58	5.60	-0.27	Satisfactory
59	4.80	-0.68	Satisfactory
60	7.70	0.83	Satisfactory
61	6.75	0.33	Satisfactory
62	6.60	0.26	Satisfactory

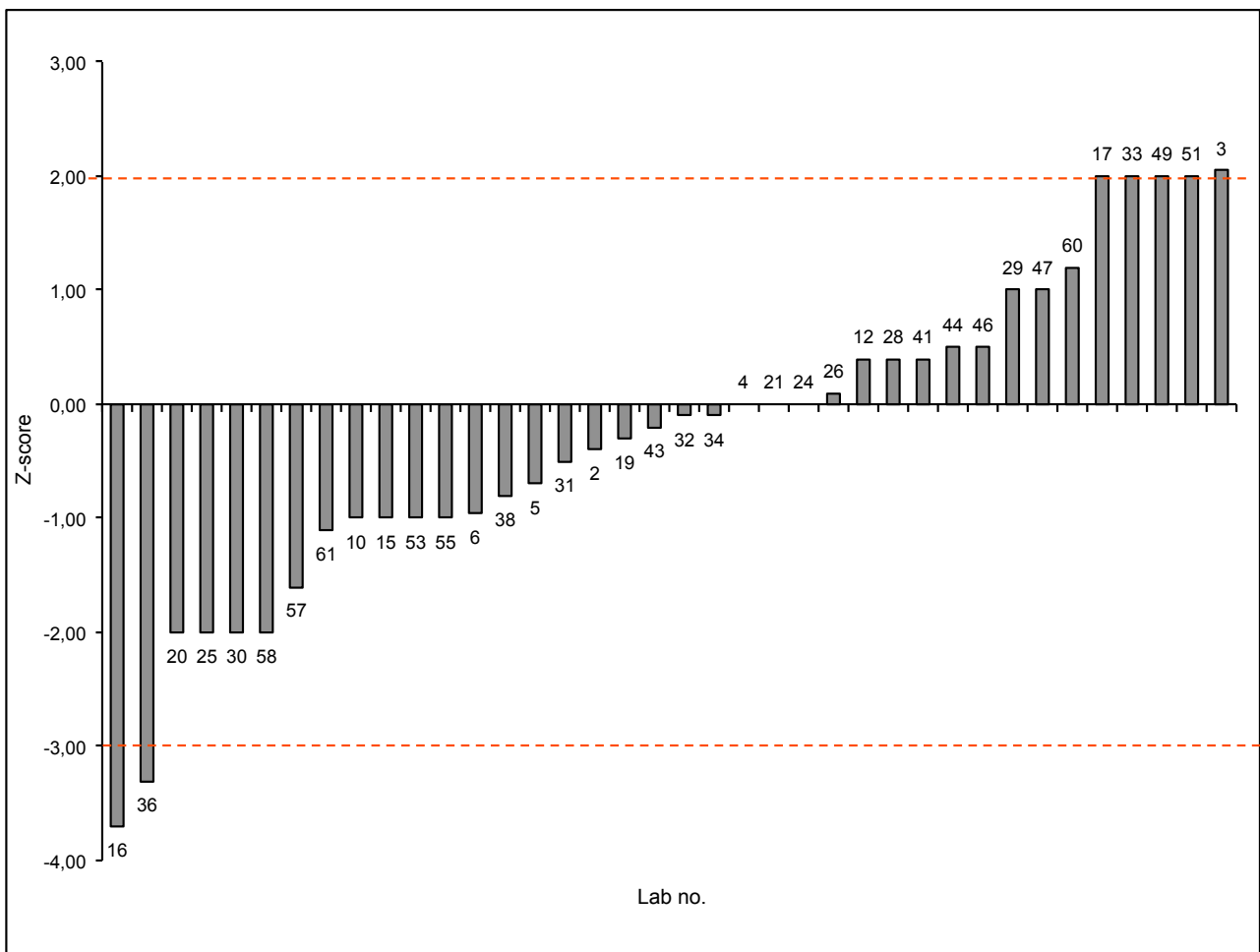
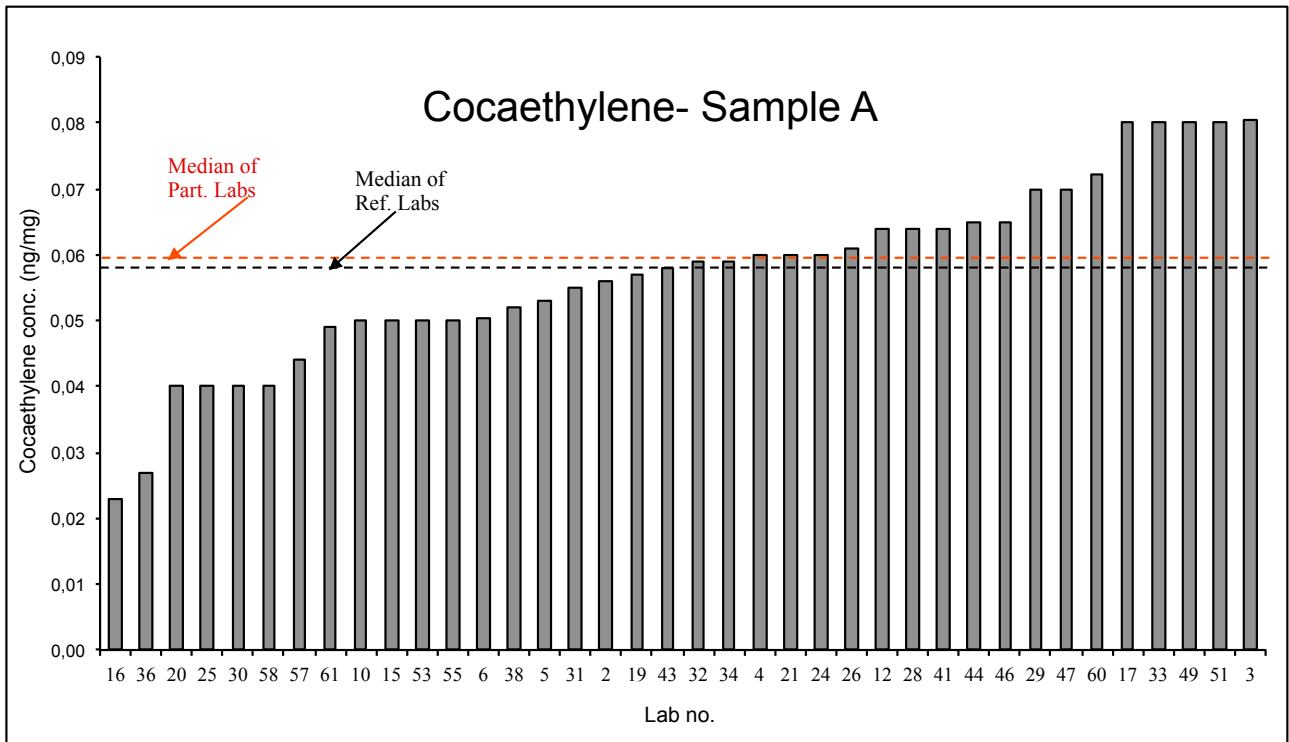
Average	5.86
SD	1.66
CV%	28.26
Median	6.11
Minimum	1.16
Quartile 25	4.83
Quartile 75	6.75
Maximum	11.23
Iqr	1.92



COCAETHYLENE (EBE)

Lab	EBE (ng/mg)	Z-score	Result
2	0.06	-0.40	Satisfactory
3	0.08	2.05	Questionable
4	0.06	0.00	Satisfactory
5	0.05	-0.70	Satisfactory
6	0.05	-0.96	Satisfactory
10	0.05	-1.00	Satisfactory
12	0.06	0.40	Satisfactory
15	0.05	-1.00	Satisfactory
16	0.02	-3.70	Unsatisfactory
17	0.08	2.00	Questionable
18	P		
19	0.06	-0.30	Satisfactory
20	0.04	-2.00	Questionable
21	0.06	0.00	Satisfactory
24	0.06	0.00	Satisfactory
25	0.04	-2.00	Questionable
26	0.06	0.10	Satisfactory
27	P		
28	0.06	0.40	Satisfactory
29	0.07	1.00	Satisfactory
30	0.04	-2.00	Questionable
31	0.06	-0.50	Satisfactory
32	0.06	-0.10	Satisfactory
33	0.08	2.00	Questionable
34	0.06	-0.10	Satisfactory
35	<0.05		
36	0.03	-3.30	Unsatisfactory
38	0.05	-0.80	Satisfactory
41	0.06	0.40	Satisfactory
43	0.06	-0.20	Satisfactory
44	0.07	0.50	Satisfactory
46	0.07	0.50	Satisfactory
47	0.07	1.00	Satisfactory
48	P		
49	0.08	2.00	Questionable
51	0.08	2.00	Questionable
53	0.05	-1.00	Satisfactory
55	0.05	-1.00	Satisfactory
57	0.04	-1.60	Satisfactory
58	0.04	-2.00	Questionable
59	P		
60	0.07	1.20	Satisfactory
61	0.05	-1.10	Satisfactory

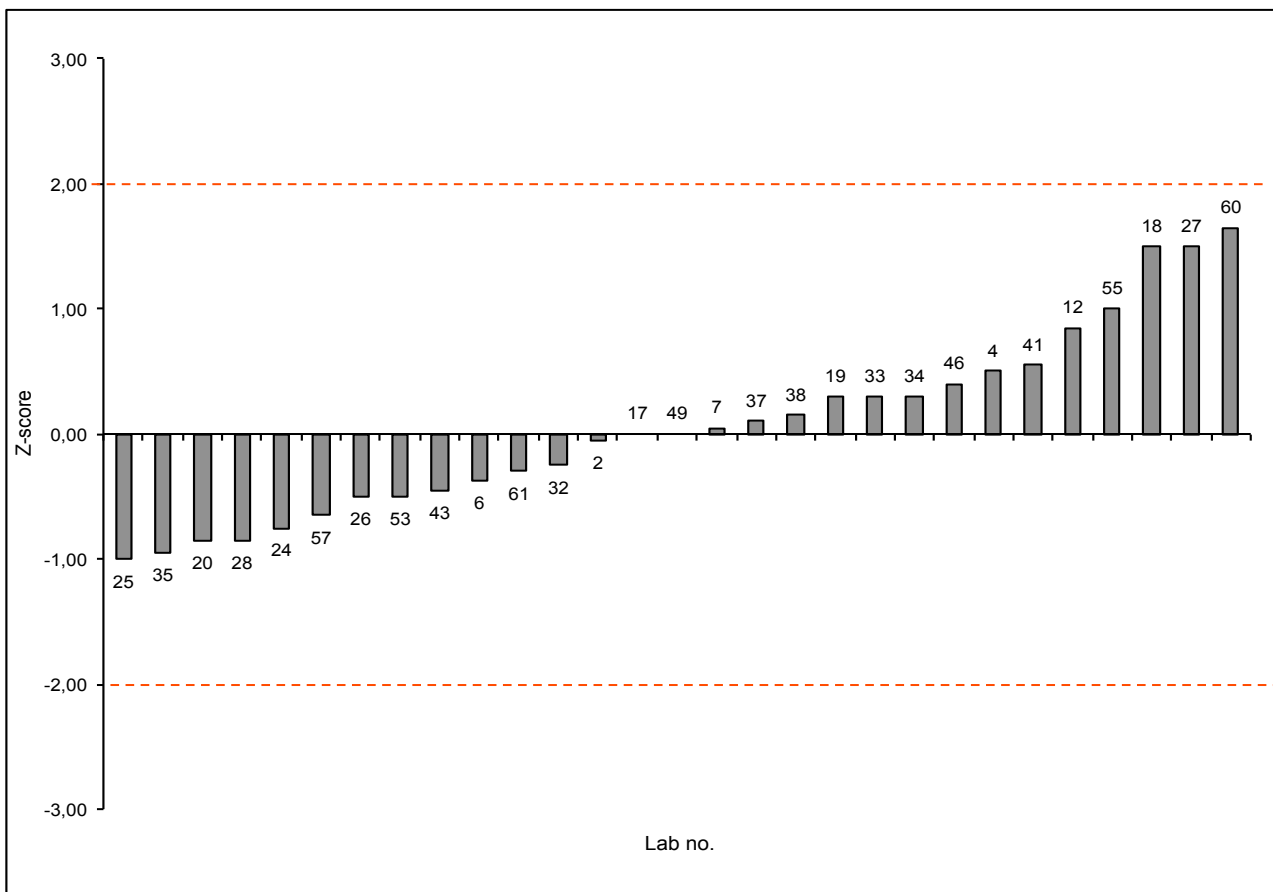
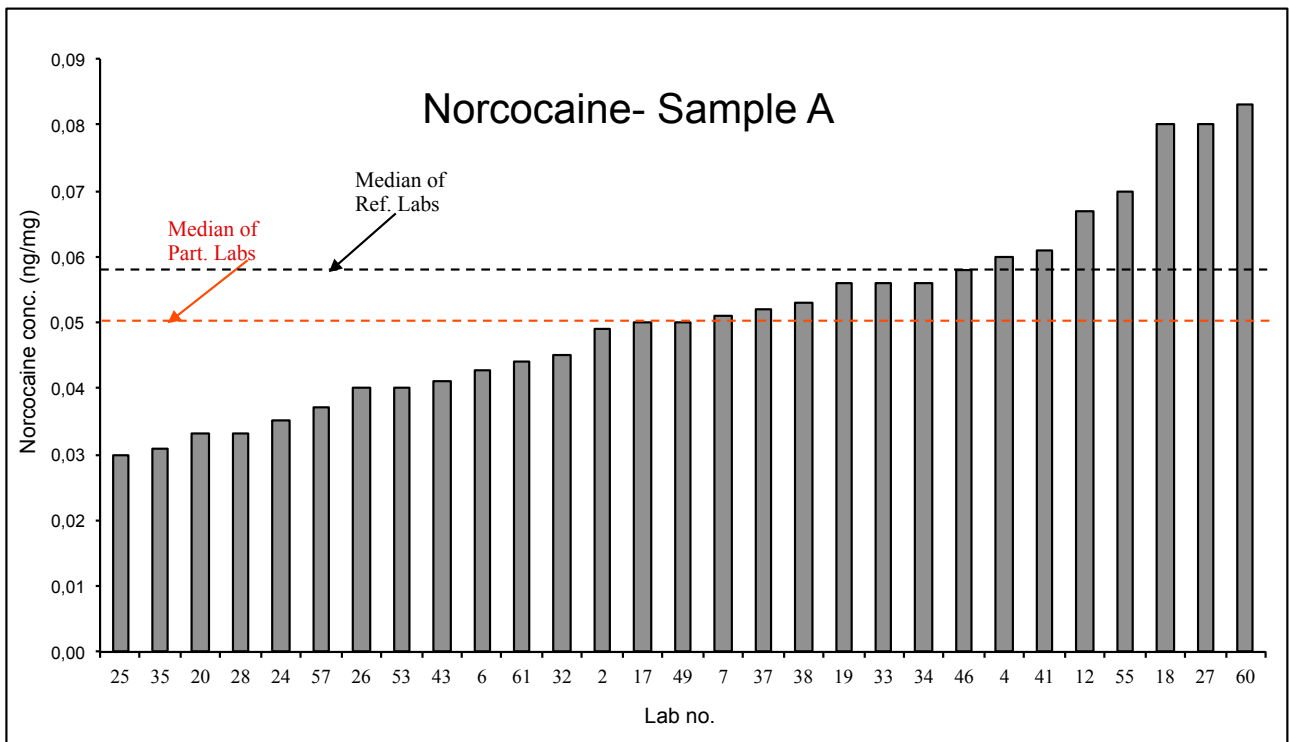
Average	0.06
SD	0.01
CV%	24.16
Median	0.06
Minimum	0.02
Quartile 25	0.05
Quartile 75	0.06
Maximum	0.08
Iqr	0.01



NORCOCAINE

Lab	Norcocaine (ng/mg)	Z-score	Result
2	0.05	-0.05	Satisfactory
3	N		
4	0.06	0.50	Satisfactory
5	N		
6	0.04	-0.37	Satisfactory
7	0.05	0.05	Satisfactory
12	0.07	0.85	Satisfactory
15	N		
16	<0.02		
17	0.05	0.00	Satisfactory
18	0.08	1.50	Satisfactory
19	0.06	0.30	Satisfactory
20	0.03	-0.85	Satisfactory
21	U		
24	0.04	-0.75	Satisfactory
25	0.03	-1.00	Satisfactory
26	0.04	-0.50	Satisfactory
27	0.08	1.50	Satisfactory
28	0.03	-0.85	Satisfactory
31	n		
32	0.05	-0.25	Satisfactory
33	0.06	0.30	Satisfactory
34	0.06	0.30	Satisfactory
35	0.03	-0.95	Satisfactory
37	0.05	0.10	Satisfactory
38	0.05	0.15	Satisfactory
41	0.06	0.55	Satisfactory
43	0.04	-0.45	Satisfactory
46	0.06	0.40	Satisfactory
47	N		
48	U		
49	0.05	0.00	Satisfactory
50	N		
51	<0.05		
53	0.04	-0.50	Satisfactory
54	N		
55	0.07	1.00	Satisfactory
57	0.04	-0.65	Satisfactory
58	P		
59	N		
60	0.08	1.65	Satisfactory
61	0.04	-0.30	Satisfactory

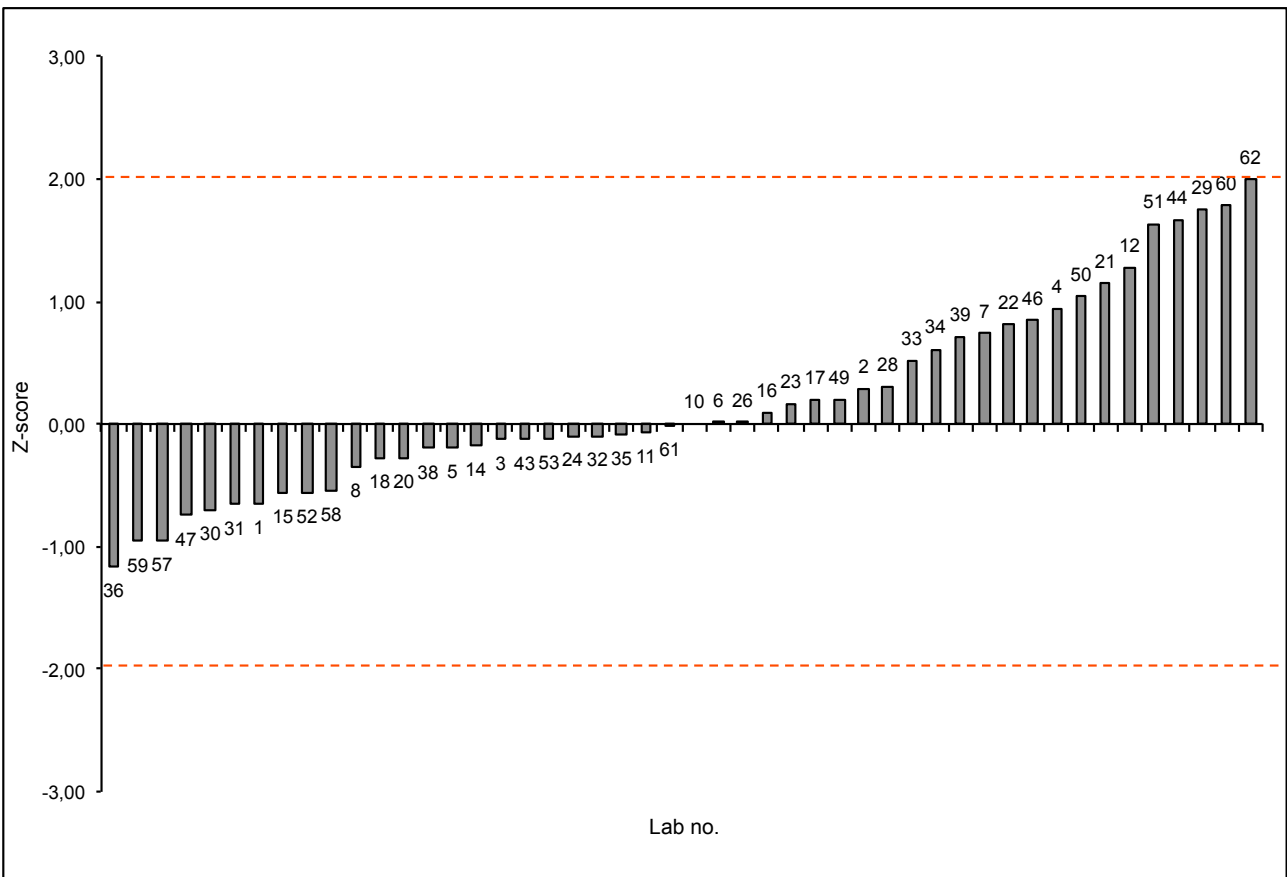
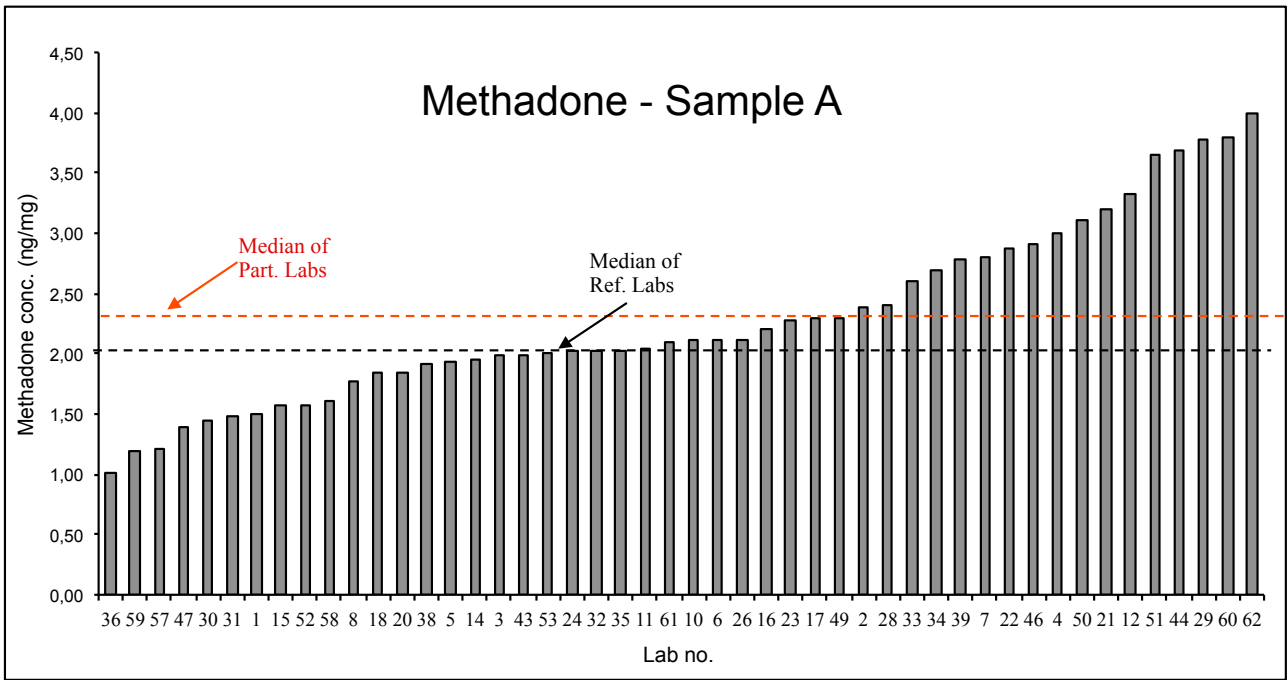
Average	0.05
SD	0.01
CV%	28.30
Median	0.05
Minimum	0.03
Quartile 25	0.04
Quartile 75	0.06
Maximum	0.08
Iqr	0.02



METHADONE

Lab	Methadone (ng/mg)	Z-score	Result
1	1.50	-0.64	Satisfactory
2	2.38	0.28	Satisfactory
3	1.99	-0.13	Satisfactory
4	3.00	0.94	Satisfactory
5	1.93	-0.19	Satisfactory
6	2.12	0.01	Satisfactory
7	2.81	0.74	Satisfactory
8	1.78	-0.35	Satisfactory
10	2.11	0.00	Satisfactory
11	2.05	-0.06	Satisfactory
12	3.33	1.28	Satisfactory
14	1.95	-0.17	Satisfactory
15	1.58	-0.56	Satisfactory
16	2.20	0.09	Satisfactory
17	2.30	0.20	Satisfactory
18	1.85	-0.27	Satisfactory
20	1.85	-0.27	Satisfactory
21	3.20	1.15	Satisfactory
22	2.88	0.81	Satisfactory
23	2.27	0.17	Satisfactory
24	2.02	-0.09	Satisfactory
26	2.12	0.01	Satisfactory
28	2.40	0.31	Satisfactory
29	3.77	1.75	Satisfactory
30	1.45	-0.70	Satisfactory
31	1.49	-0.65	Satisfactory
32	2.02	-0.09	Satisfactory
33	2.60	0.52	Satisfactory
34	2.69	0.61	Satisfactory
35	2.03	-0.08	Satisfactory
36	1.01	-1.16	Satisfactory
38	1.92	-0.20	Satisfactory
39	2.79	0.72	Satisfactory
40	P		
43	1.99	-0.12	Satisfactory
44	3.70	1.67	Satisfactory
46	2.91	0.85	Satisfactory
47	1.40	-0.75	Satisfactory
48	P		
49	2.30	0.20	Satisfactory
50	3.10	1.04	Satisfactory
51	3.66	1.63	Satisfactory
52	1.58	-0.56	Satisfactory
53	2.00	-0.12	Satisfactory
57	1.21	-0.95	Satisfactory
58	1.60	-0.54	Satisfactory
59	1.20	-0.96	Satisfactory
60	3.80	1.78	Satisfactory
61	2.10	-0.01	Satisfactory
62	4.00	1.99	Satisfactory

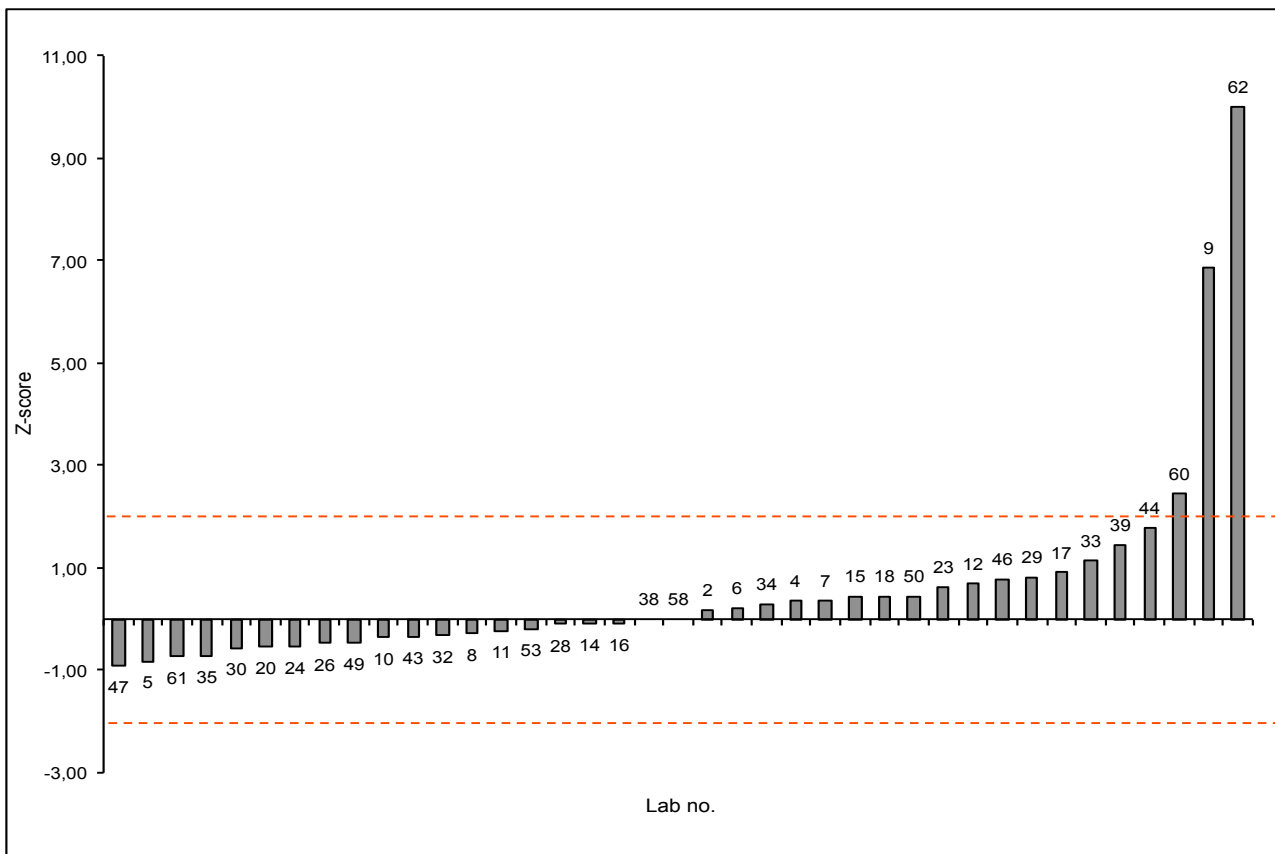
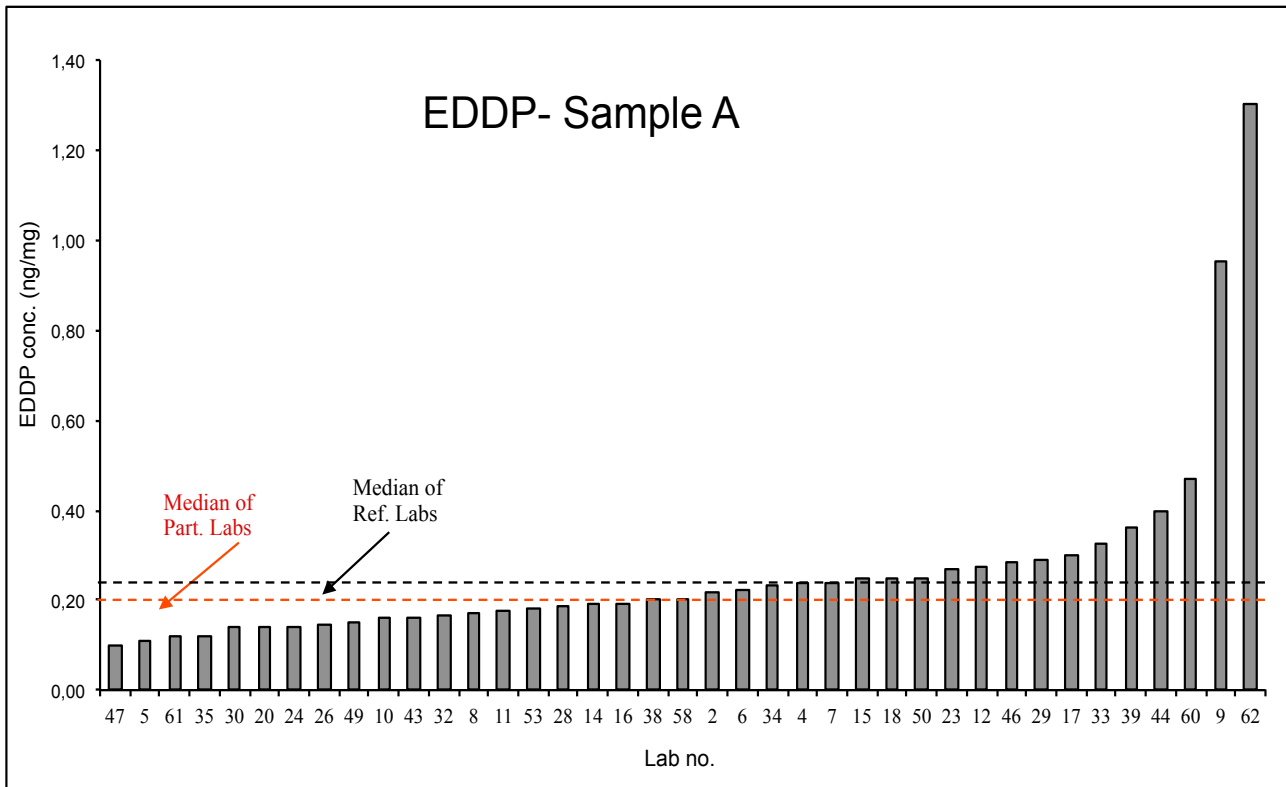
Average	2.29
SD	0.73
CV%	31.99
Median	2.11
Minimum	1.01
Quartile 25	1.85
Quartile 75	2.80
Maximum	4.00
Iqr	0.95



EDDP

Lab	EDDP (ng/mg)	Z-score	Result
1	N		
2	0.22	0.18	Satisfactory
4	0.24	0.36	Satisfactory
5	0.11	-0.82	Satisfactory
6	0.23	0.23	Satisfactory
7	0.24	0.36	Satisfactory
8	0.17	-0.28	Satisfactory
9	0.96	6.86	Unsatisfactory
10	0.16	-0.36	Satisfactory
11	0.18	-0.22	Satisfactory
12	0.28	0.69	Satisfactory
14	0.19	-0.09	Satisfactory
15	0.25	0.45	Satisfactory
16	0.19	-0.09	Satisfactory
17	0.30	0.91	Satisfactory
18	0.25	0.45	Satisfactory
20	0.14	-0.55	Satisfactory
21	P		
23	0.27	0.64	Satisfactory
24	0.14	-0.55	Satisfactory
26	0.15	-0.47	Satisfactory
28	0.19	-0.10	Satisfactory
29	0.29	0.82	Satisfactory
30	0.14	-0.55	Satisfactory
31	N		
32	0.16	-0.33	Satisfactory
33	0.33	1.15	Satisfactory
34	0.23	0.30	Satisfactory
35	0.12	-0.71	Satisfactory
38	0.20	0.00	Satisfactory
39	0.36	1.45	Satisfactory
43	0.16	-0.35	Satisfactory
44	0.40	1.79	Satisfactory
46	0.29	0.78	Satisfactory
47	0.10	-0.91	Satisfactory
48	P		
49	0.15	-0.45	Satisfactory
50	0.25	0.45	Satisfactory
53	0.18	-0.18	Satisfactory
58	0.20	0.00	Satisfactory
59	P		
60	0.47	2.45	Questionable
61	0.12	-0.74	Satisfactory
62	1.30	10.00	Unsatisfactory

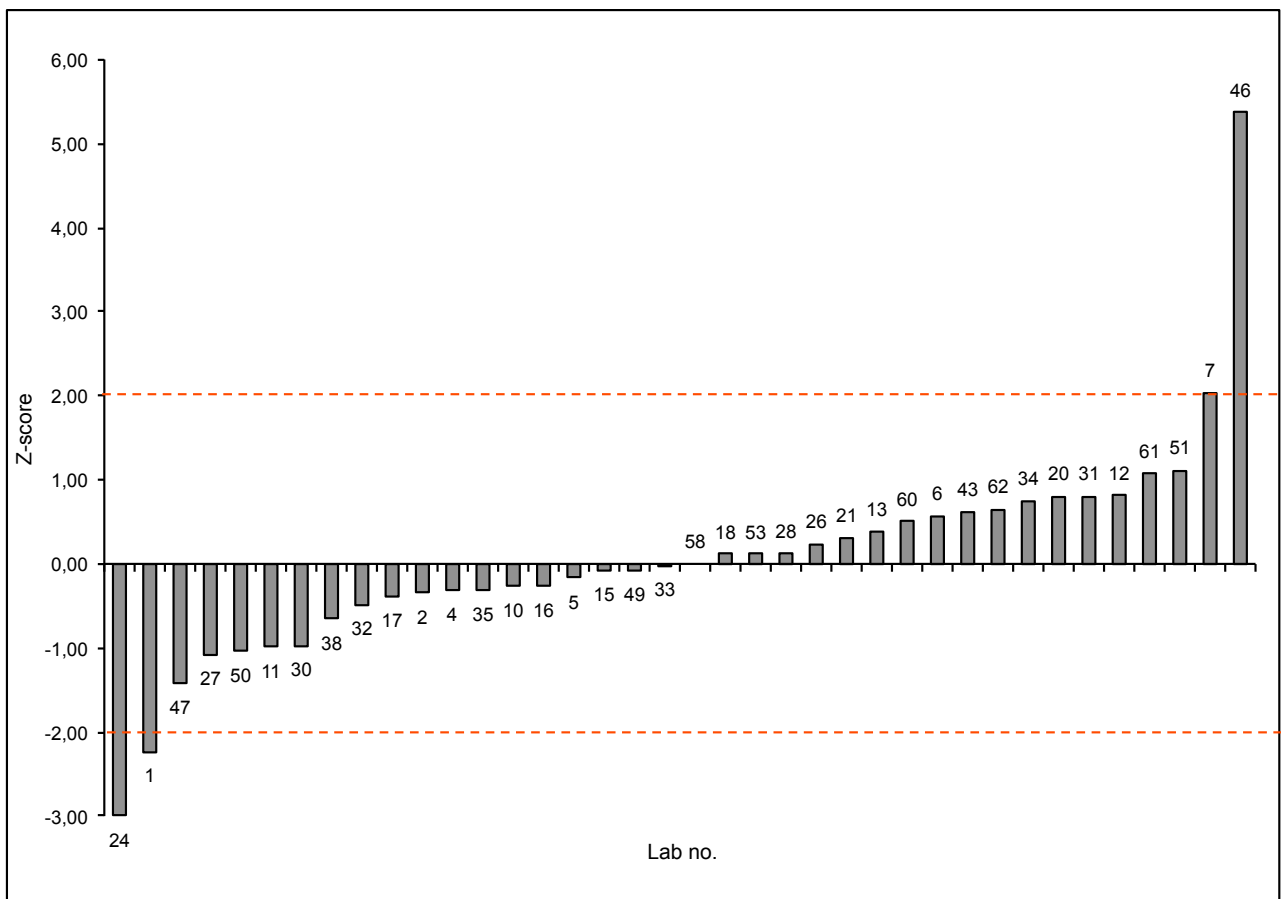
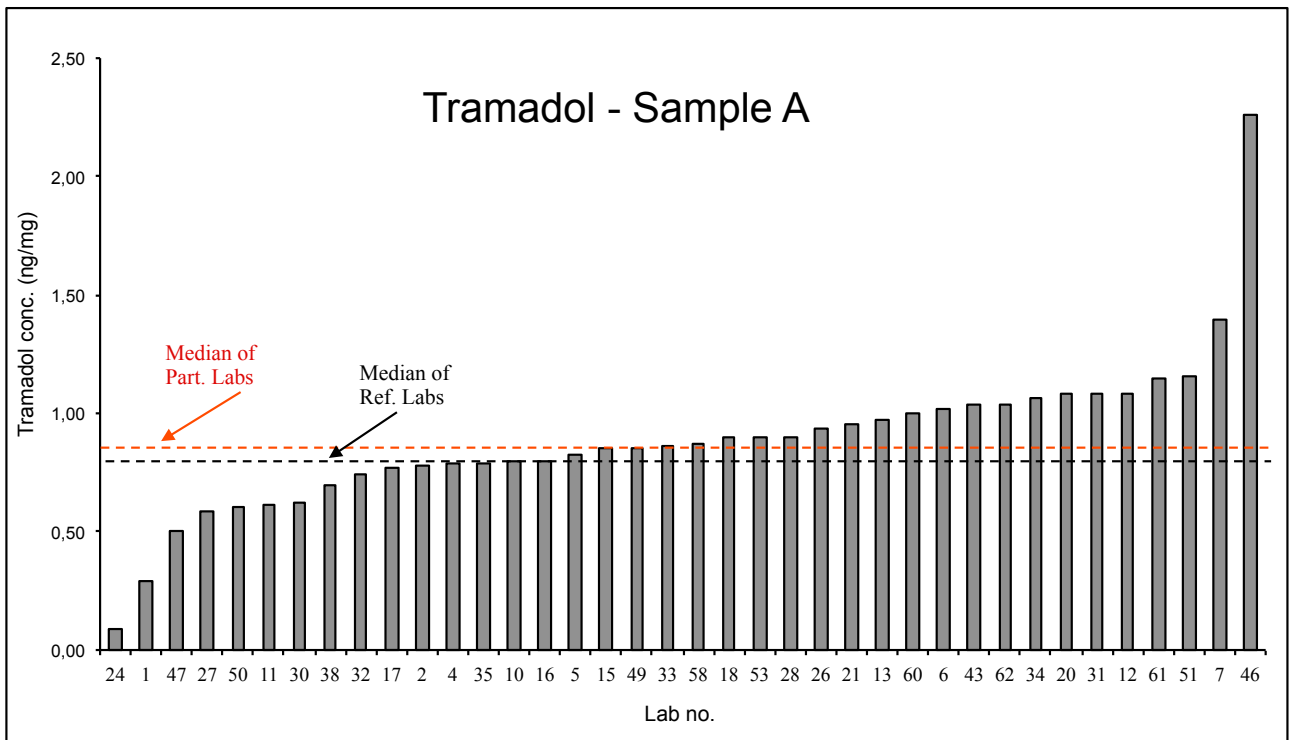
Average	0.26
SD	0.22
CV%	83.18
Median	0.20
Minimum	0.10
Quartile 25	0.16
Quartile 75	0.27
Maximum	1.30
Iqr	0.11



TRAMADOL

Lab	Tramadol (ng/mg)	Z-score	Result
1	0.29	-2.23	Questionable
2	0.78	-0.35	Satisfactory
4	0.79	-0.31	Satisfactory
5	0.83	-0.17	Satisfactory
6	1.02	0.57	Satisfactory
7	1.40	2.04	Questionable
10	0.80	-0.27	Satisfactory
11	0.61	-0.99	Satisfactory
12	1.08	0.82	Satisfactory
13	0.97	0.38	Satisfactory
15	0.85	-0.08	Satisfactory
16	0.80	-0.27	Satisfactory
17	0.77	-0.38	Satisfactory
18	0.90	0.12	Satisfactory
20	1.08	0.81	Satisfactory
21	0.95	0.31	Satisfactory
24	0.09	-3.00	Unsatisfactory
26	0.93	0.24	Satisfactory
27	0.59	-1.08	Satisfactory
28	0.90	0.12	Satisfactory
30	0.62	-0.97	Satisfactory
31	1.08	0.81	Satisfactory
32	0.74	-0.48	Satisfactory
33	0.87	-0.02	Satisfactory
34	1.07	0.75	Satisfactory
35	0.79	-0.31	Satisfactory
38	0.70	-0.65	Satisfactory
40	P		
43	1.03	0.62	Satisfactory
46	2.27	5.37	Unsatisfactory
47	0.50	-1.42	Satisfactory
48	P		
49	0.85	-0.08	Satisfactory
50	0.60	-1.04	Satisfactory
51	1.16	1.12	Satisfactory
52	P		
53	0.90	0.12	Satisfactory
58	0.87	0.00	Satisfactory
60	1.00	0.50	Satisfactory
61	1.15	1.08	Satisfactory
62	1.04	0.65	Satisfactory

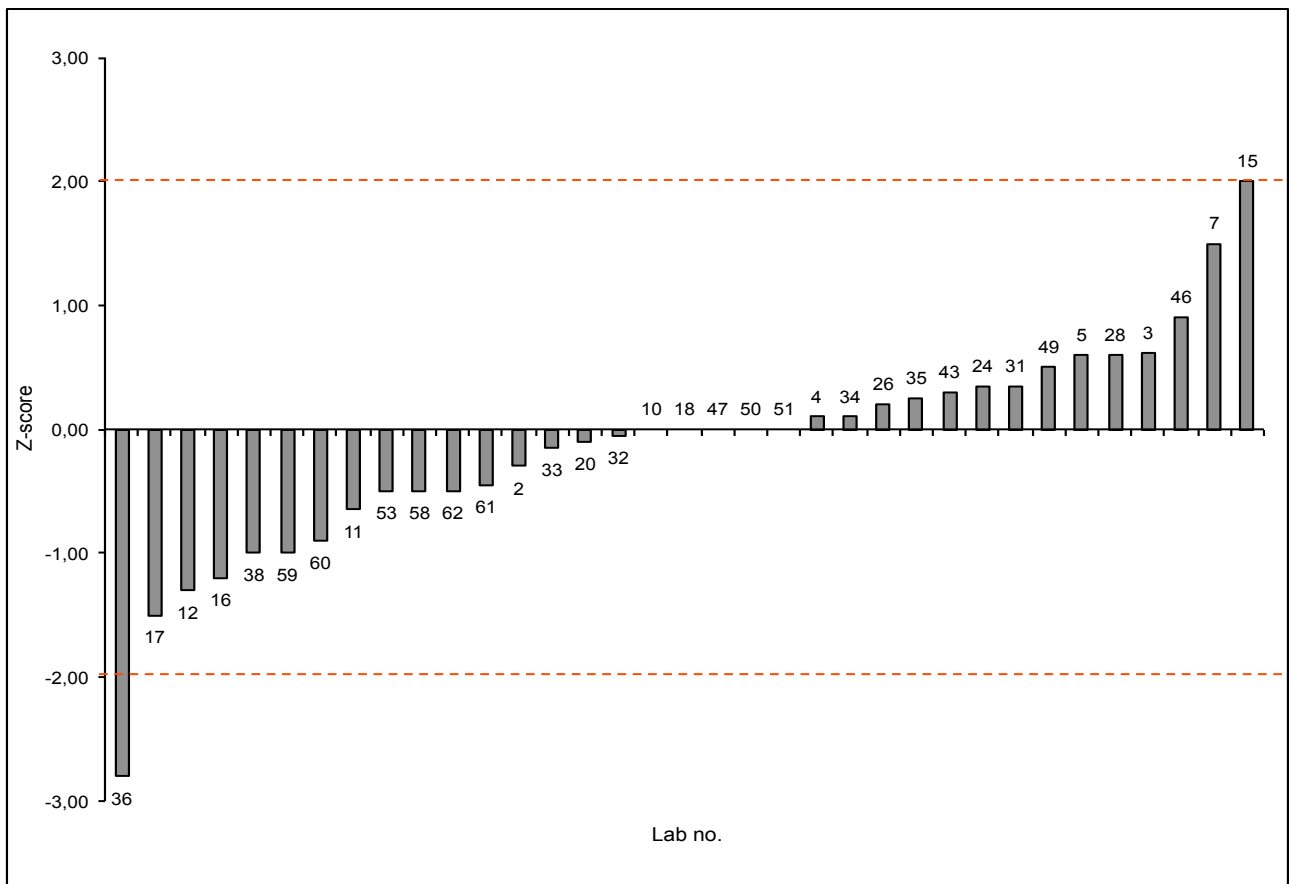
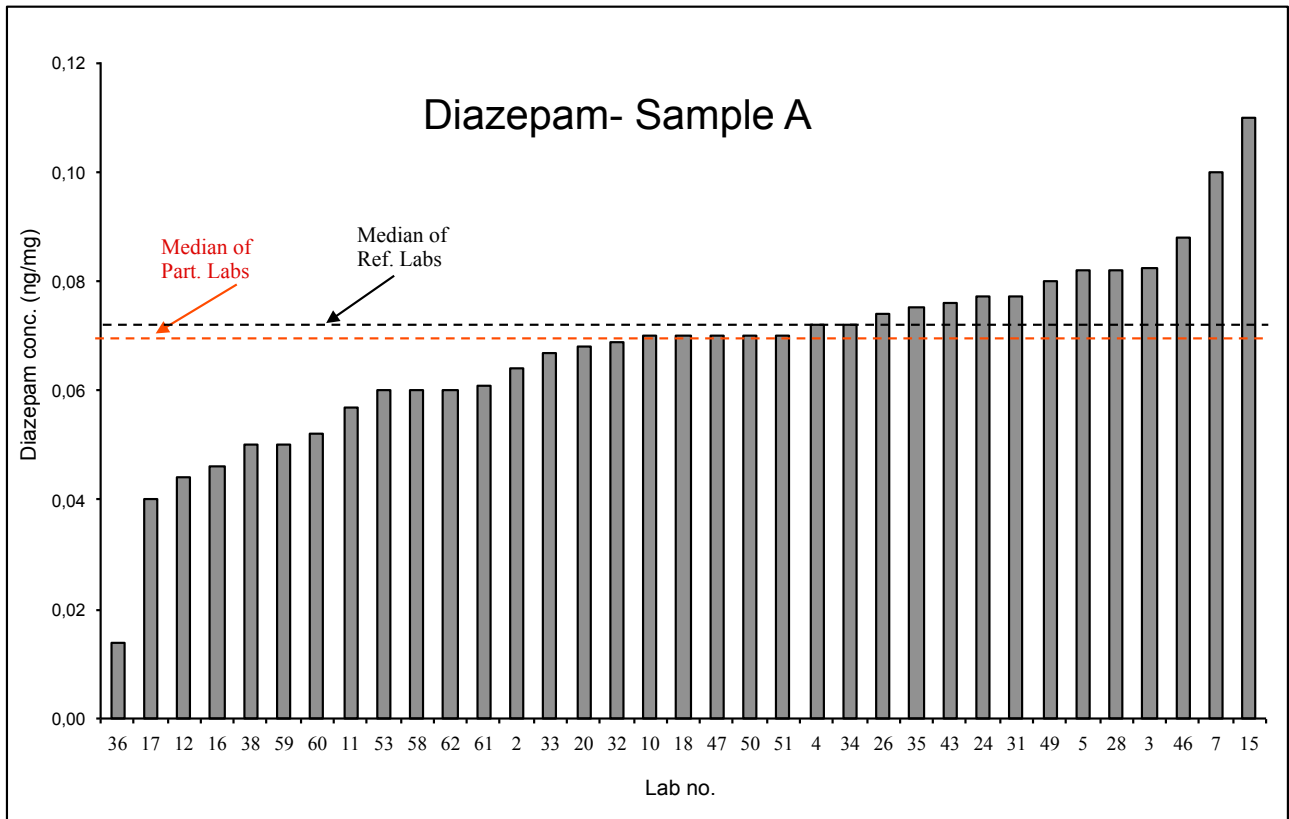
Average	0.89
SD	0.33
CV%	37.17
Median	0.87
Minimum	0.09
Quartile 25	0.77
Quartile 75	1.03
Maximum	2.27
Iqr	0.26



DIAZEPAM

Lab	Diazepam (ng/mg)	Z-score	Result
2	0.06	-0.30	Satisfactory
3	0.08	0.61	Satisfactory
4	0.07	0.10	Satisfactory
5	0.08	0.60	Satisfactory
6	N		
7	0.10	1.50	Satisfactory
8	<0.05		
9	N		
10	0.07	0.00	Satisfactory
11	0.06	-0.65	Satisfactory
12	0.04	-1.30	Satisfactory
13	N		
15	0.11	2.00	Questionable
16	0.05	-1.20	Satisfactory
17	0.04	-1.50	Satisfactory
18	0.07	0.00	Satisfactory
20	0.07	-0.10	Satisfactory
24	0.08	0.35	Satisfactory
26	0.07	0.20	Satisfactory
28	0.08	0.60	Satisfactory
30	<0.125		
31	0.08	0.35	Satisfactory
32	0.07	-0.05	Satisfactory
33	0.07	-0.15	Satisfactory
34	0.07	0.10	Satisfactory
35	0.08	0.25	Satisfactory
36	0.01	-2.80	Questionable
37	N		
38	0.05	-1.00	Satisfactory
40	N		
43	0.08	0.30	Satisfactory
46	0.09	0.90	Satisfactory
47	0.07	0.00	Satisfactory
48	P		
49	0.08	0.50	Satisfactory
50	0.07	0.00	Satisfactory
51	0.07	0.00	Satisfactory
52	N		
53	0.06	-0.50	Satisfactory
58	0.06	-0.50	Satisfactory
59	0.05	-1.00	Satisfactory
60	0.05	-0.90	Satisfactory
61	0.06	-0.45	Satisfactory
62	0.06	-0.50	Satisfactory

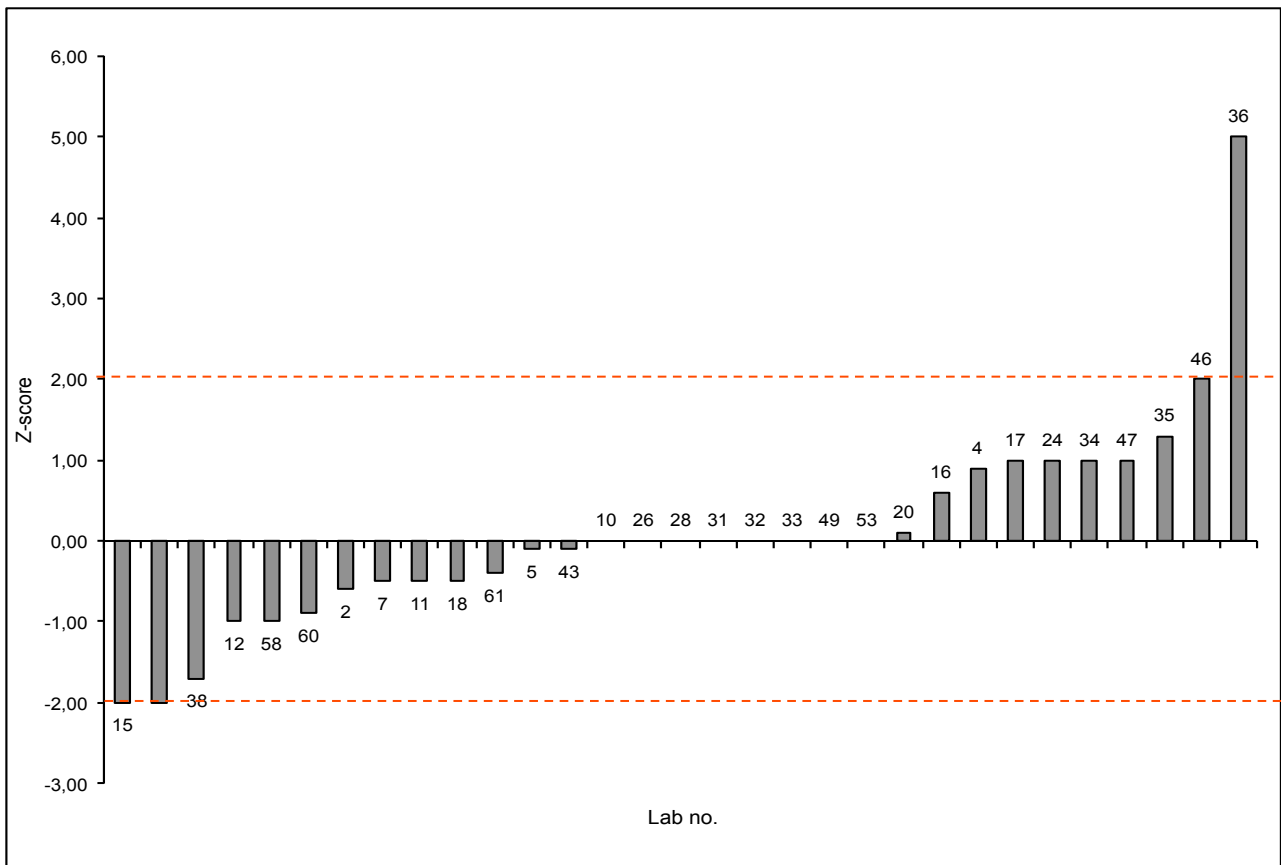
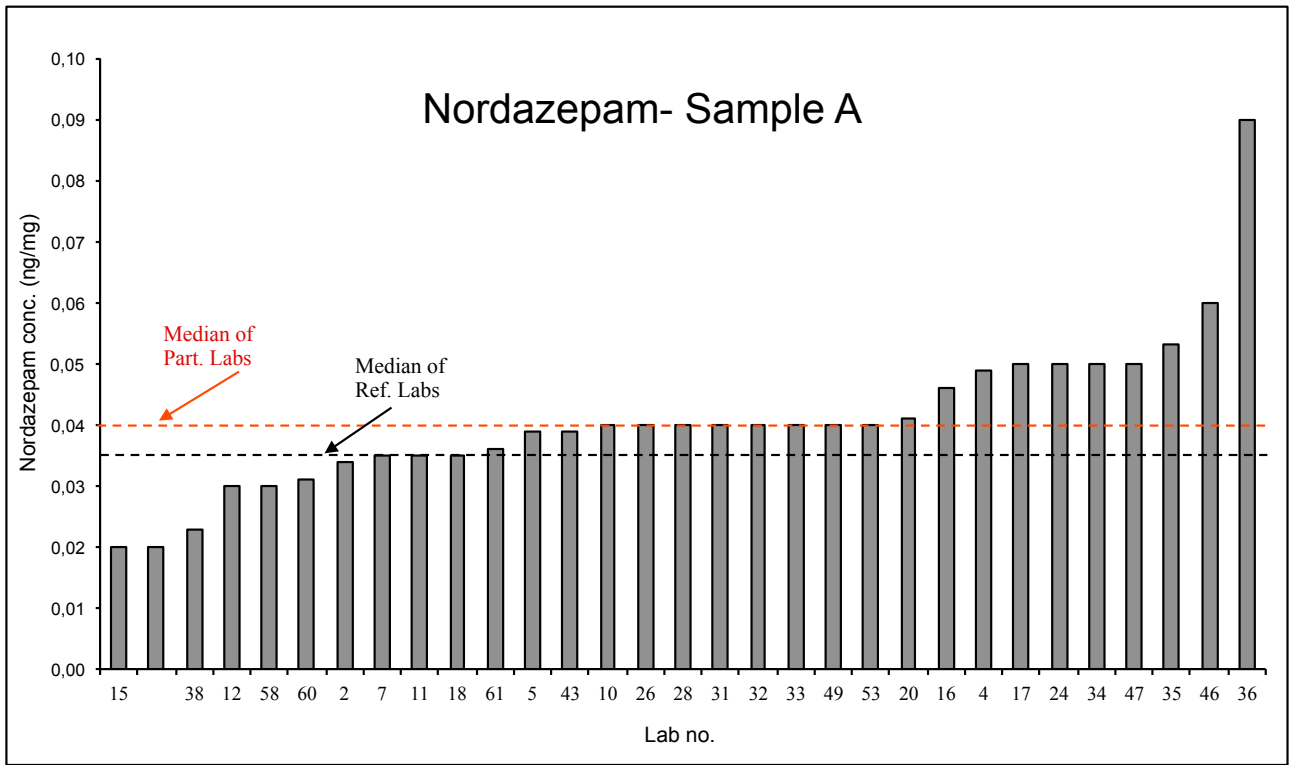
Average	0.07
SD	0.02
CV%	25.48
Median	0.07
Minimum	0.01
Quartile 25	0.06
Quartile 75	0.08
Maximum	0.11
Iqr	0.02



NORDAZEPAM

Lab	Nordazepam (ng/mg)	Z-score	Result
2	0.03	-0.60	Satisfactory
3	N		
4	0.05	0.90	Satisfactory
5	0.04	-0.10	Satisfactory
6	N		
7	0.04	-0.50	Satisfactory
8	<0.05		
9	N		
10	0.04	0.00	Satisfactory
11	0.04	-0.50	Satisfactory
12	0.03	-1.00	Satisfactory
13	N		
15	0.02	-2.00	Questionable
16	0.05	0.60	Satisfactory
17	0.05	1.00	Satisfactory
18	0.04	-0.50	Satisfactory
20	0.04	0.10	Satisfactory
24	0.05	1.00	Satisfactory
26	0.04	0.00	Satisfactory
28	0.04	0.00	Satisfactory
30	<0.125		
31	0.04	0.00	Satisfactory
32	0.04	0.00	Satisfactory
33	0.04	0.00	Satisfactory
34	0.05	1.00	Satisfactory
35	0.05	1.30	Satisfactory
36	0.09	5.00	Unsatisfactory
37	N		
38	0.02	-1.70	Satisfactory
40	N		
43	0.04	-0.10	Satisfactory
46	0.06	2.00	Questionable
47	0.05	1.00	Satisfactory
48	U		
49	0.04	0.00	Satisfactory
50	N		
51	<0.005		
52	N		
53	0.04	0.00	Satisfactory
58	0.03	-1.00	Satisfactory
59	N		
60	0.03	-0.90	Satisfactory
61	0.04	-0.40	Satisfactory
62	0.02	-2.00	Questionable

Average	0.04
SD	0.01
CV%	31.30
Median	0.04
Minimum	0.02
Quartile 25	0.04
Quartile 75	0.05
Maximum	0.09
Iqr	0.01



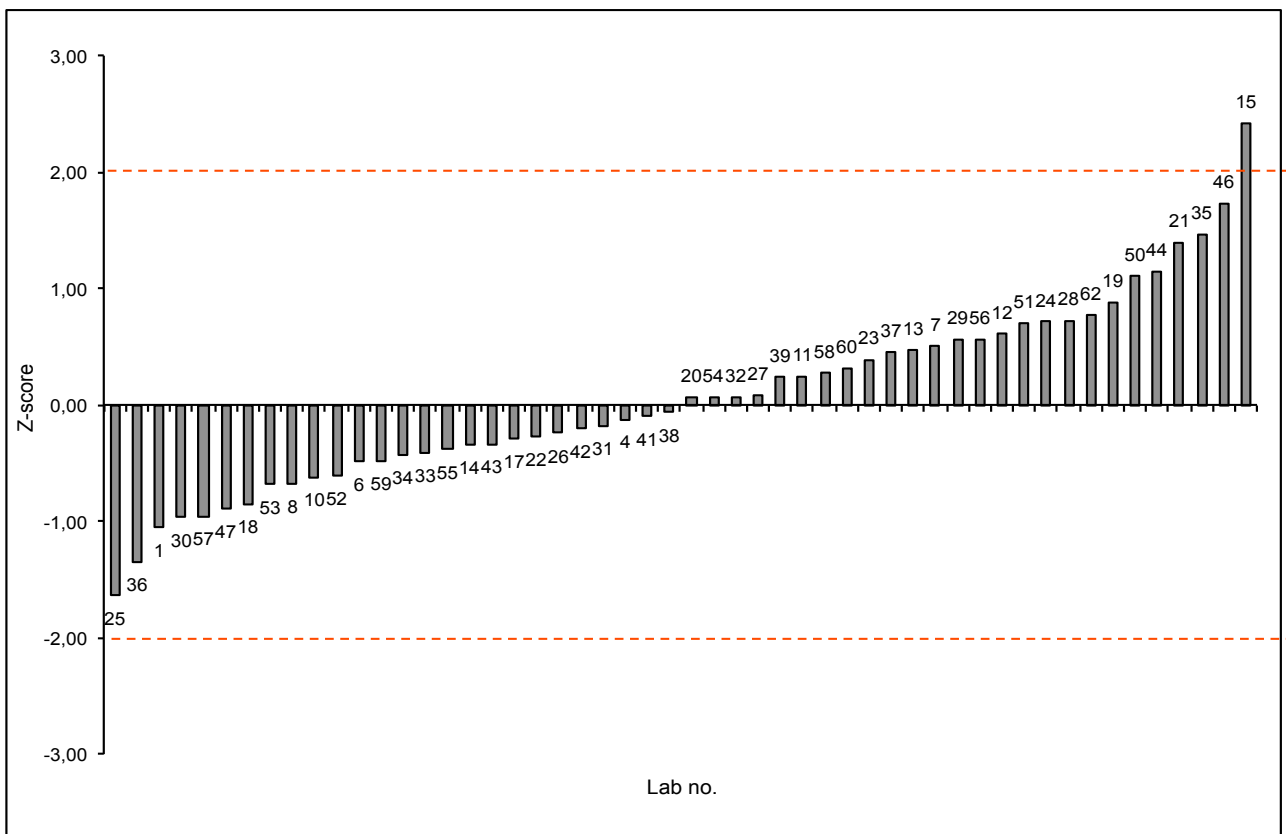
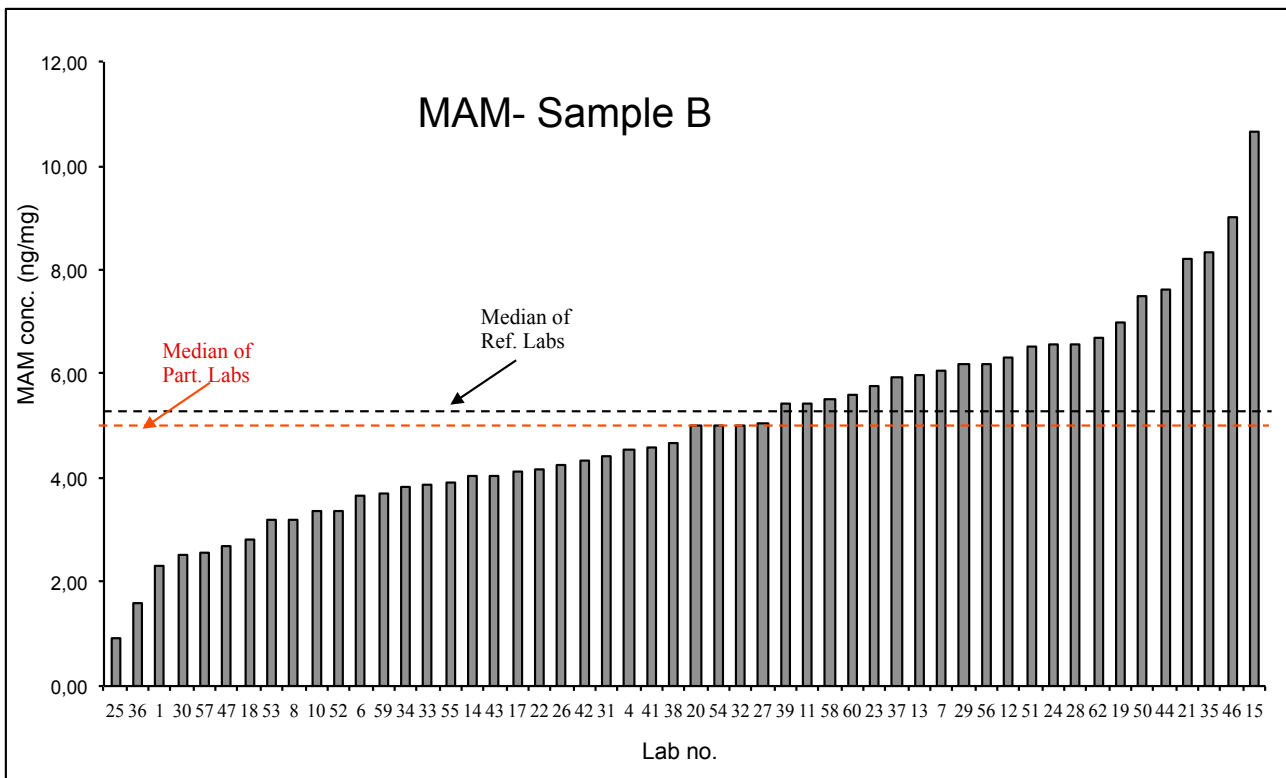
SAMPLE B

6-MONOACETILMORPHINE (MAM)

Lab	MAM (ng/mg)	Z-score	Result
1	2.30	-1.06	Satisfactory
2	>1.00		
3	>5.00		
4	4.55	-0.12	Satisfactory
5	>5.00		
6	3.68	-0.49	Satisfactory
7	6.06	0.51	Satisfactory
8	3.21	-0.68	Satisfactory
10	3.36	-0.62	Satisfactory
11	5.43	0.25	Satisfactory
12	6.30	0.61	Satisfactory
13	5.98	0.47	Satisfactory
14	4.03	-0.34	Satisfactory
15	10.65	2.42	Questionable
16	>5.00		
17	4.14	-0.29	Satisfactory
18	2.80	-0.85	Satisfactory
19	6.97	0.89	Satisfactory
20	5.00	0.07	Satisfactory
21	8.20	1.40	Satisfactory
22	4.18	-0.28	Satisfactory
23	5.78	0.39	Satisfactory
24	6.56	0.72	Satisfactory
25	0.90	-1.64	Satisfactory
26	4.25	-0.24	Satisfactory
27	5.04	0.08	Satisfactory
28	6.58	0.73	Satisfactory
29	6.19	0.56	Satisfactory
30	2.53	-0.96	Satisfactory
31	4.42	-0.18	Satisfactory
32	5.01	0.07	Satisfactory
33	3.85	-0.41	Satisfactory
34	3.82	-0.43	Satisfactory
35	8.36	1.47	Satisfactory
36	1.61	-1.34	Satisfactory
37	5.93	0.45	Satisfactory
38	4.68	-0.07	Satisfactory
39	5.41	0.24	Satisfactory
40	P		
41	4.60	-0.10	Satisfactory
42	4.35	-0.20	Satisfactory
43	4.04	-0.34	Satisfactory
44	7.60	1.15	Satisfactory
46	9.00	1.73	Satisfactory
47	2.70	-0.89	Satisfactory
48	P		
49	>2.00		
50	7.50	1.11	Satisfactory
51	6.53	0.70	Satisfactory
52	3.38	-0.61	Satisfactory
53	3.20	-0.68	Satisfactory
54	5.00	0.07	Satisfactory

Lab	MAM (ng/mg)	Z-score	Result
55	3.92	-0.38	Satisfactory
56	6.20	0.57	Satisfactory
57	2.55	-0.95	Satisfactory
58	5.50	0.28	Satisfactory
59	3.70	-0.48	Satisfactory
60	5.60	0.32	Satisfactory
61	N		
62	6.70	0.78	Satisfactory

Average	5.00
SD	1.90
CV%	38.01
Median	4.84
Minimum	0.90
Quartile 25	3.79
Quartile 75	6.19
Maximum	10.65
Iqr	2.40

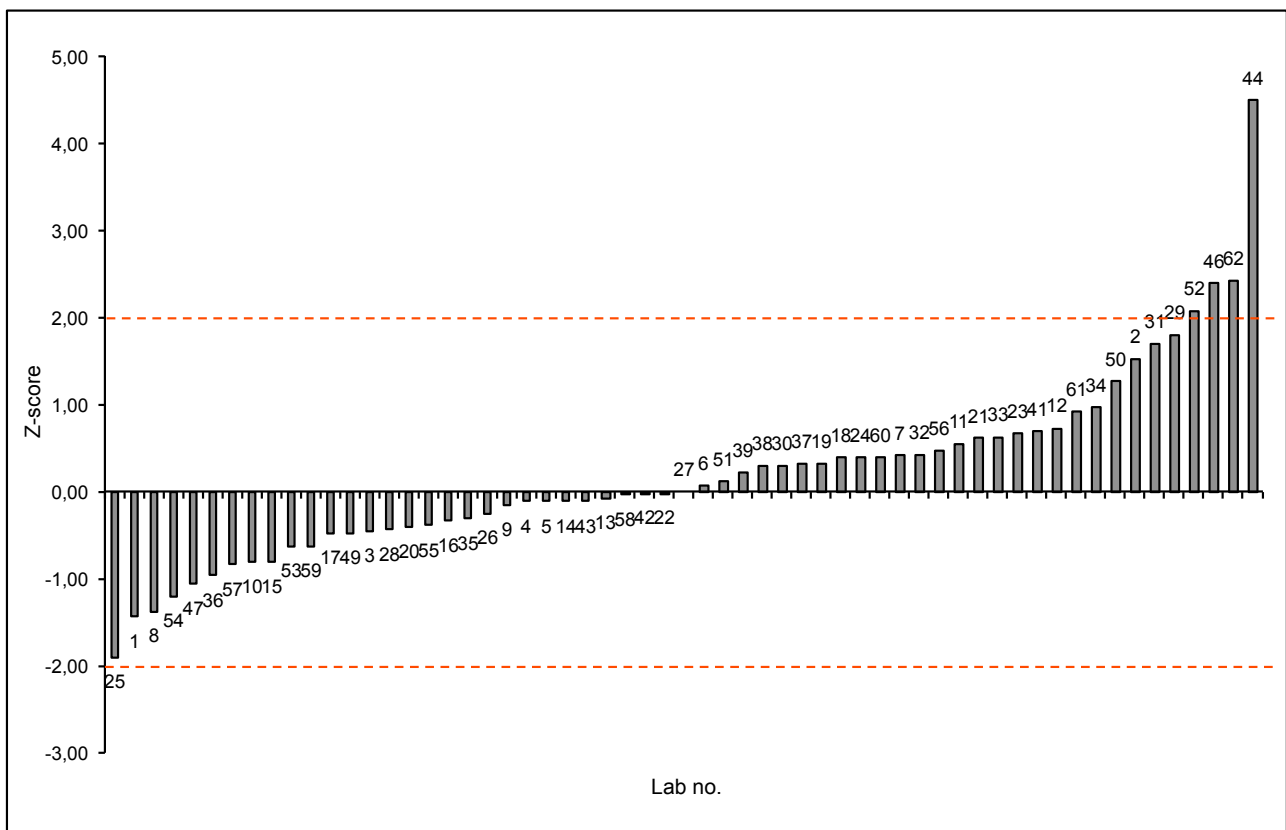
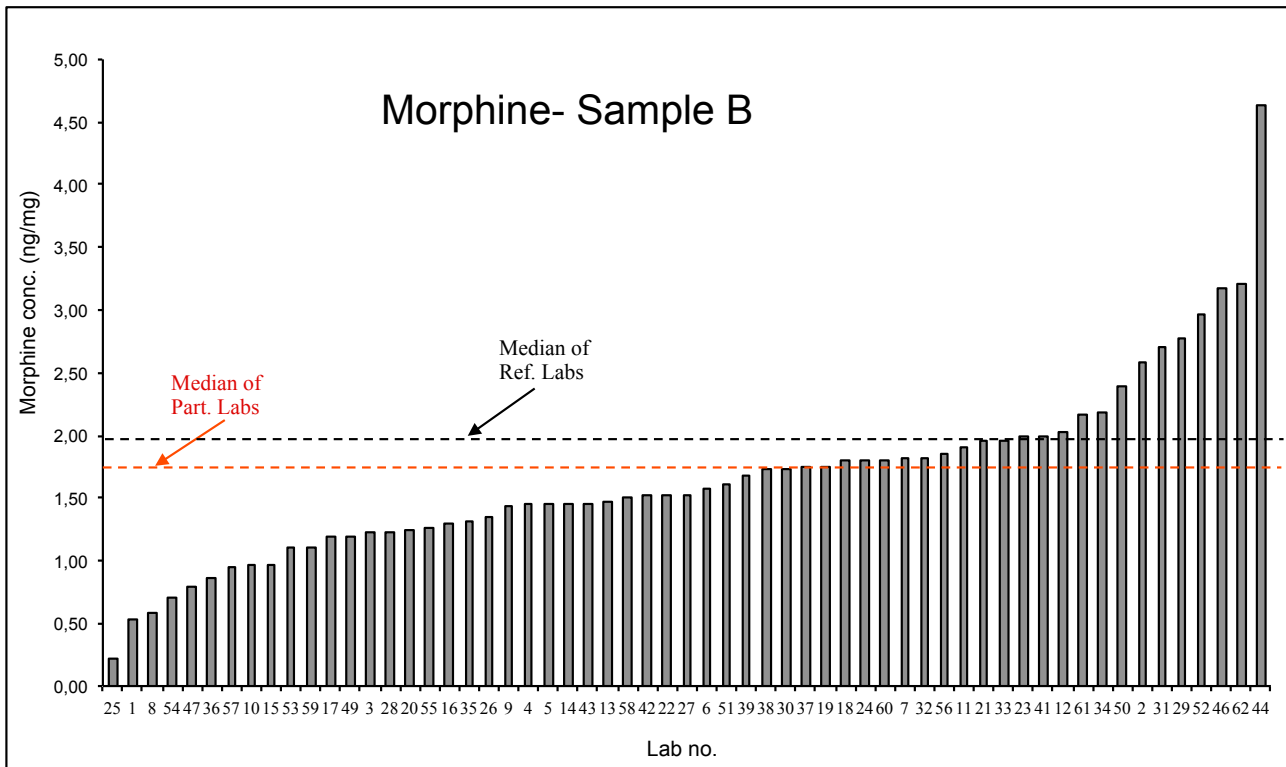


MORPHINE

Lab	Morphine (ng/mg)	Z-score	Result
1	0.54	-1.43	Satisfactory
2	2.58	1.52	Satisfactory
3	1.22	-0.45	Satisfactory
4	1.45	-0.12	Satisfactory
5	1.45	-0.12	Satisfactory
6	1.58	0.07	Satisfactory
7	1.81	0.41	Satisfactory
8	0.58	-1.37	Satisfactory
9	1.43	-0.15	Satisfactory
10	0.97	-0.81	Satisfactory
11	1.91	0.55	Satisfactory
12	2.03	0.73	Satisfactory
13	1.48	-0.08	Satisfactory
14	1.45	-0.12	Satisfactory
15	0.97	-0.81	Satisfactory
16	1.30	-0.33	Satisfactory
17	1.20	-0.48	Satisfactory
18	1.80	0.39	Satisfactory
19	1.75	0.32	Satisfactory
20	1.25	-0.41	Satisfactory
21	1.95	0.61	Satisfactory
22	1.52	-0.01	Satisfactory
23	1.99	0.67	Satisfactory
24	1.80	0.39	Satisfactory
25	0.22	-1.90	Satisfactory
26	1.36	-0.25	Satisfactory
27	1.53	0.00	Satisfactory
28	1.23	-0.44	Satisfactory
29	2.77	1.80	Satisfactory
30	1.74	0.30	Satisfactory
31	2.70	1.70	Satisfactory
32	1.82	0.42	Satisfactory
33	1.96	0.62	Satisfactory
34	2.19	0.96	Satisfactory
35	1.31	-0.32	Satisfactory
36	0.86	-0.97	Satisfactory
37	1.75	0.31	Satisfactory
38	1.73	0.29	Satisfactory
39	1.68	0.22	Satisfactory
40	P		
41	2.00	0.68	Satisfactory
42	1.52	-0.02	Satisfactory
43	1.45	-0.12	Satisfactory
44	4.63	4.49	Unsatisfactory
46	3.17	2.38	Questionable
47	0.80	-1.06	Satisfactory
48	P		
49	1.20	-0.48	Satisfactory
50	2.40	1.26	Satisfactory
51	1.61	0.12	Satisfactory
52	2.96	2.07	Questionable
53	1.10	-0.62	Satisfactory

Lab	Morphine (ng/mg)	Z-score	Result
54	0.70	-1.20	Satisfactory
55	1.26	-0.39	Satisfactory
56	1.85	0.46	Satisfactory
57	0.95	-0.84	Satisfactory
58	1.50	-0.04	Satisfactory
59	1.10	-0.62	Satisfactory
60	1.80	0.39	Satisfactory
61	2.16	0.91	Satisfactory
62	3.20	2.42	Questionable

Average	1.66
SD	0.72
CV%	43.46
Median	1.53
Minimum	0.22
Quartile 25	1.24
Quartile 75	1.93
Maximum	4.63
Iqr	0.69

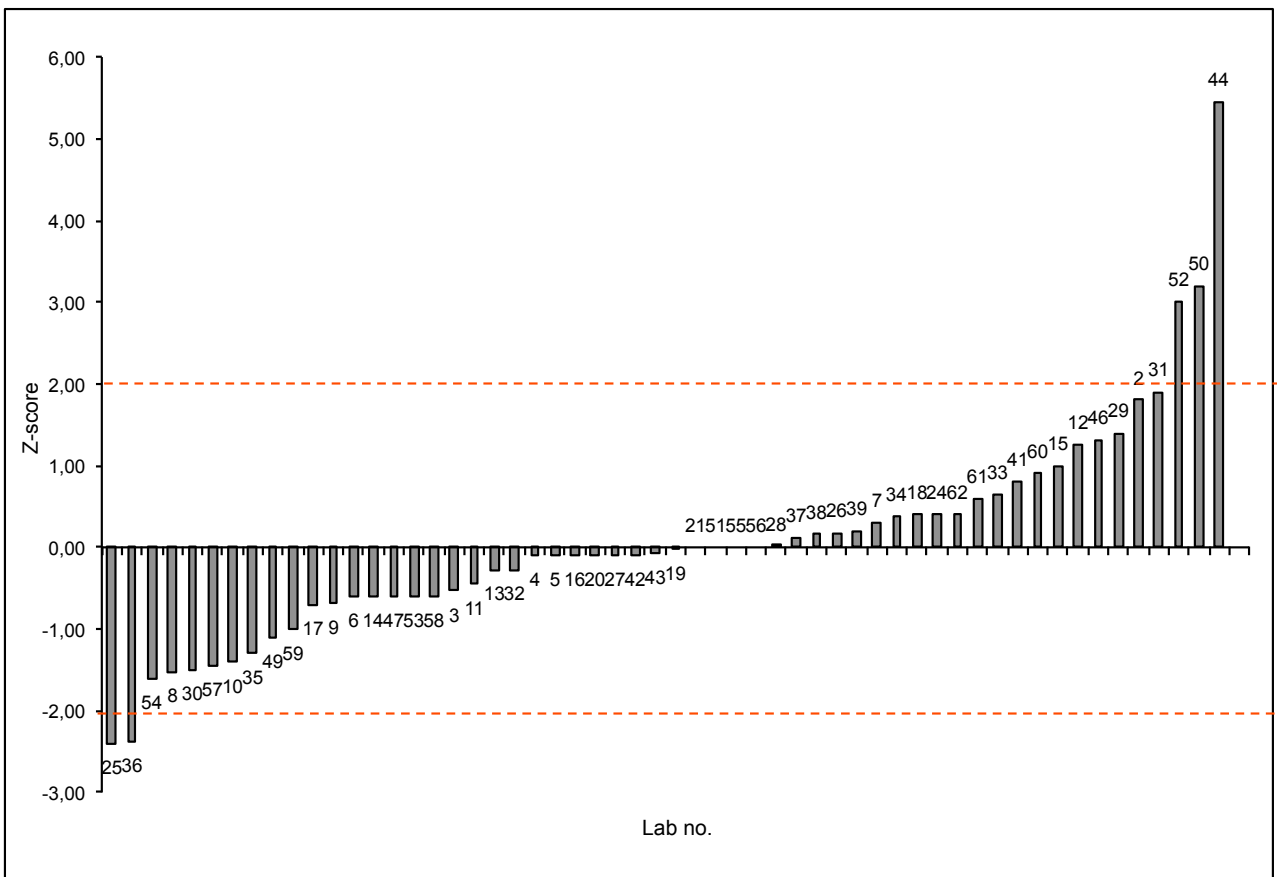
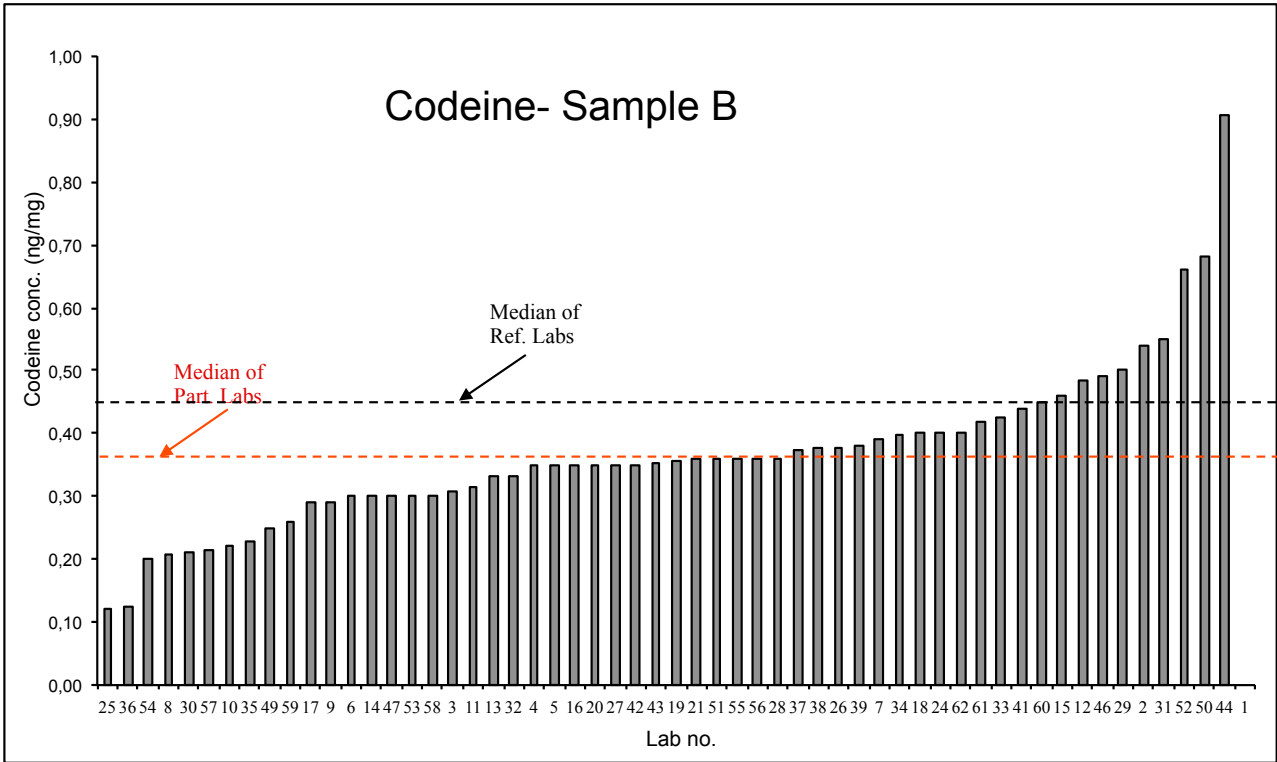


CODEINE

Lab	Codeine (ng/mg)	Z-score	Result
1	N		
2	0.54	1.80	Satisfactory
3	0.31	-0.53	Satisfactory
4	0.35	-0.10	Satisfactory
5	0.35	-0.10	Satisfactory
6	0.30	-0.60	Satisfactory
7	0.39	0.30	Satisfactory
8	0.21	-1.52	Satisfactory
9	0.29	-0.68	Satisfactory
10	0.22	-1.40	Satisfactory
11	0.32	-0.45	Satisfactory
12	0.49	1.25	Satisfactory
13	0.33	-0.27	Satisfactory
14	0.30	-0.60	Satisfactory
15	0.46	1.00	Satisfactory
16	0.35	-0.10	Satisfactory
17	0.29	-0.70	Satisfactory
18	0.40	0.40	Satisfactory
19	0.36	-0.02	Satisfactory
20	0.35	-0.10	Satisfactory
21	0.36	0.00	Satisfactory
22	N		
24	0.40	0.40	Satisfactory
25	0.12	-2.40	Questionable
26	0.38	0.18	Satisfactory
27	0.35	-0.10	Satisfactory
28	0.36	0.01	Satisfactory
29	0.50	1.40	Satisfactory
30	0.21	-1.49	Satisfactory
31	0.55	1.90	Satisfactory
32	0.33	-0.27	Satisfactory
33	0.43	0.65	Satisfactory
34	0.40	0.38	Satisfactory
35	0.23	-1.30	Satisfactory
36	0.12	-2.37	Questionable
37	0.37	0.12	Satisfactory
38	0.38	0.16	Satisfactory
39	0.38	0.20	Satisfactory
40	P		
41	0.44	0.80	Satisfactory
42	0.35	-0.09	Satisfactory
43	0.35	-0.07	Satisfactory
44	0.91	5.45	Unsatisfactory
46	0.49	1.32	Satisfactory
47	0.30	-0.60	Satisfactory
48	U		
49	0.25	-1.10	Satisfactory
50	0.68	3.20	Unsatisfactory
51	0.36	0.00	Satisfactory
52	0.66	3.00	Unsatisfactory
53	0.30	-0.60	Satisfactory
54	0.20	-1.60	Satisfactory

Lab	Codeine (ng/mg)	Z-score	Result
55	0.36	0.00	Satisfactory
56	0.36	0.00	Satisfactory
57	0.22	-1.44	Satisfactory
58	0.30	-0.60	Satisfactory
59	0.26	-1.00	Satisfactory
60	0.45	0.90	Satisfactory
61	0.42	0.60	Satisfactory
62	0.40	0.40	Satisfactory

Average	0.37
SD	0.13
CV%	35.49
Median	0.36
Minimum	0.12
Quartile 25	0.30
Quartile 75	0.40
Maximum	0.91
Iqr	0.10

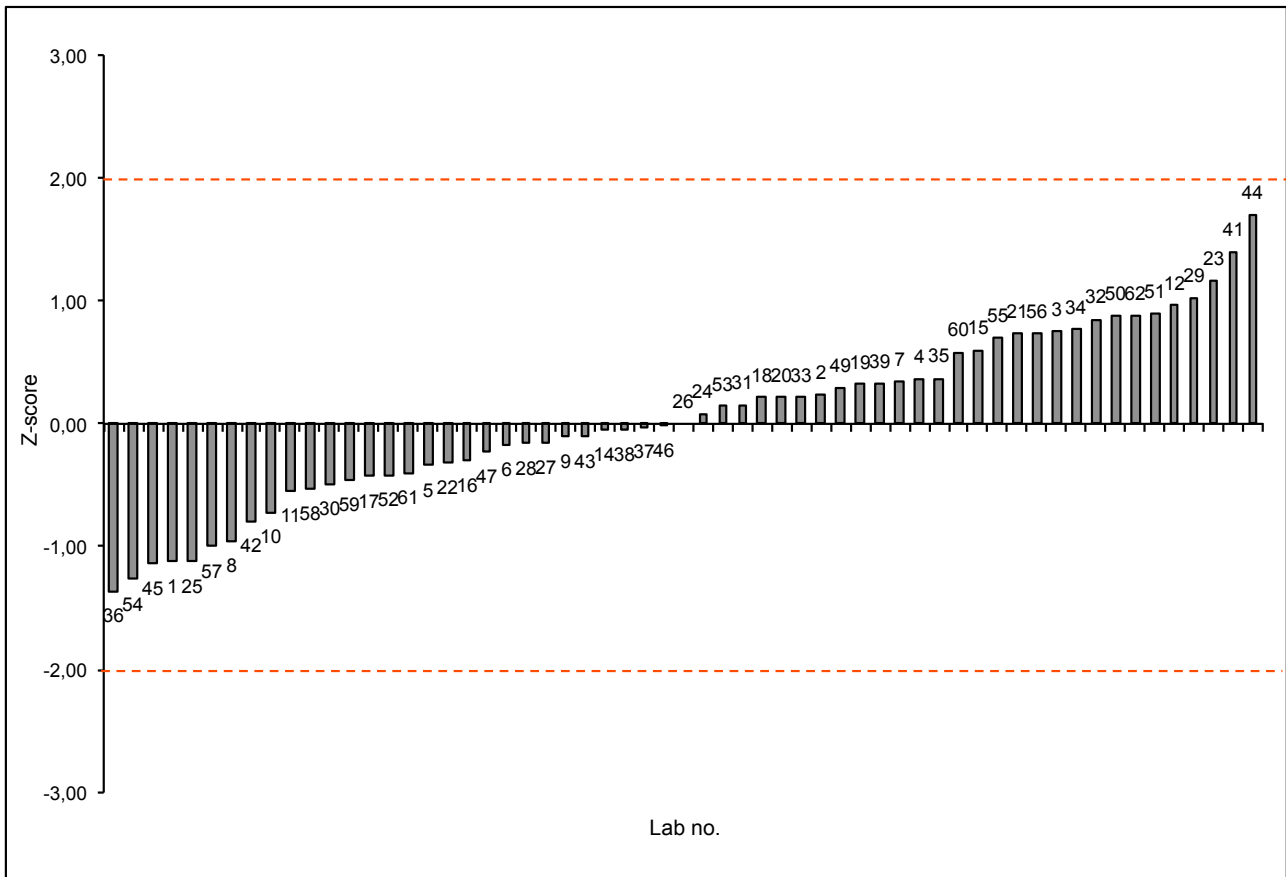
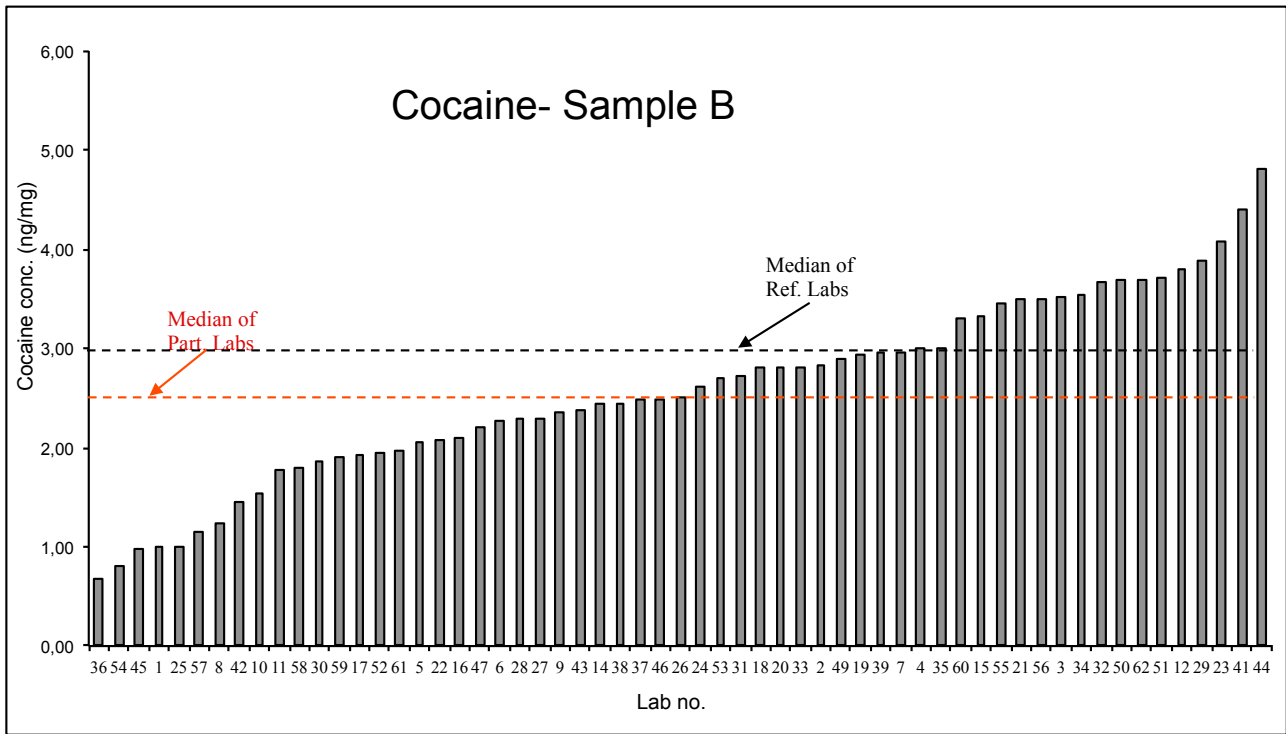


COCAINE

Lab	Cocaine (ng/mg)	Z-score	Result
1	1.00	-1.12	Satisfactory
2	2.82	0.23	Satisfactory
3	3.52	0.75	Satisfactory
4	3.00	0.36	Satisfactory
5	2.05	-0.34	Satisfactory
6	2.28	-0.17	Satisfactory
7	2.97	0.34	Satisfactory
8	1.23	-0.95	Satisfactory
9	2.36	-0.11	Satisfactory
10	1.54	-0.72	Satisfactory
11	1.77	-0.55	Satisfactory
12	3.81	0.96	Satisfactory
14	2.44	-0.05	Satisfactory
15	3.32	0.60	Satisfactory
16	2.10	-0.30	Satisfactory
17	1.93	-0.43	Satisfactory
18	2.80	0.21	Satisfactory
19	2.94	0.32	Satisfactory
20	2.80	0.21	Satisfactory
21	3.50	0.73	Satisfactory
22	2.08	-0.32	Satisfactory
23	4.08	1.16	Satisfactory
24	2.62	0.08	Satisfactory
25	1.00	-1.12	Satisfactory
26	2.51	0.00	Satisfactory
27	2.30	-0.16	Satisfactory
28	2.29	-0.16	Satisfactory
29	3.89	1.02	Satisfactory
30	1.85	-0.49	Satisfactory
31	2.72	0.16	Satisfactory
32	3.66	0.85	Satisfactory
33	2.80	0.21	Satisfactory
34	3.55	0.77	Satisfactory
35	3.01	0.37	Satisfactory
36	0.67	-1.36	Satisfactory
37	2.48	-0.02	Satisfactory
38	2.45	-0.04	Satisfactory
39	2.95	0.33	Satisfactory
40	P		
41	4.40	1.40	Satisfactory
42	1.44	-0.79	Satisfactory
43	2.37	-0.11	Satisfactory
44	4.81	1.70	Satisfactory
45	0.97	-1.14	Satisfactory
46	2.49	-0.01	Satisfactory
47	2.20	-0.23	Satisfactory
48	P		
49	2.90	0.29	Satisfactory
50	3.70	0.88	Satisfactory
51	3.72	0.90	Satisfactory
52	1.95	-0.41	Satisfactory
53	2.70	0.14	Satisfactory

Lab	Cocaine (ng/mg)	Z-score	Result
54	0.80	-1.27	Satisfactory
55	3.45	0.70	Satisfactory
56	3.50	0.73	Satisfactory
57	1.16	-1.00	Satisfactory
58	1.80	-0.53	Satisfactory
59	1.90	-0.45	Satisfactory
60	3.30	0.59	Satisfactory
61	1.97	-0.40	Satisfactory
62	3.70	0.88	Satisfactory

Average	2.58
SD	0.93
CV%	35.84
Median	2.51
Minimum	0.67
Quartile 25	1.96
Quartile 75	3.31
Maximum	4.81
Iqr	1.35

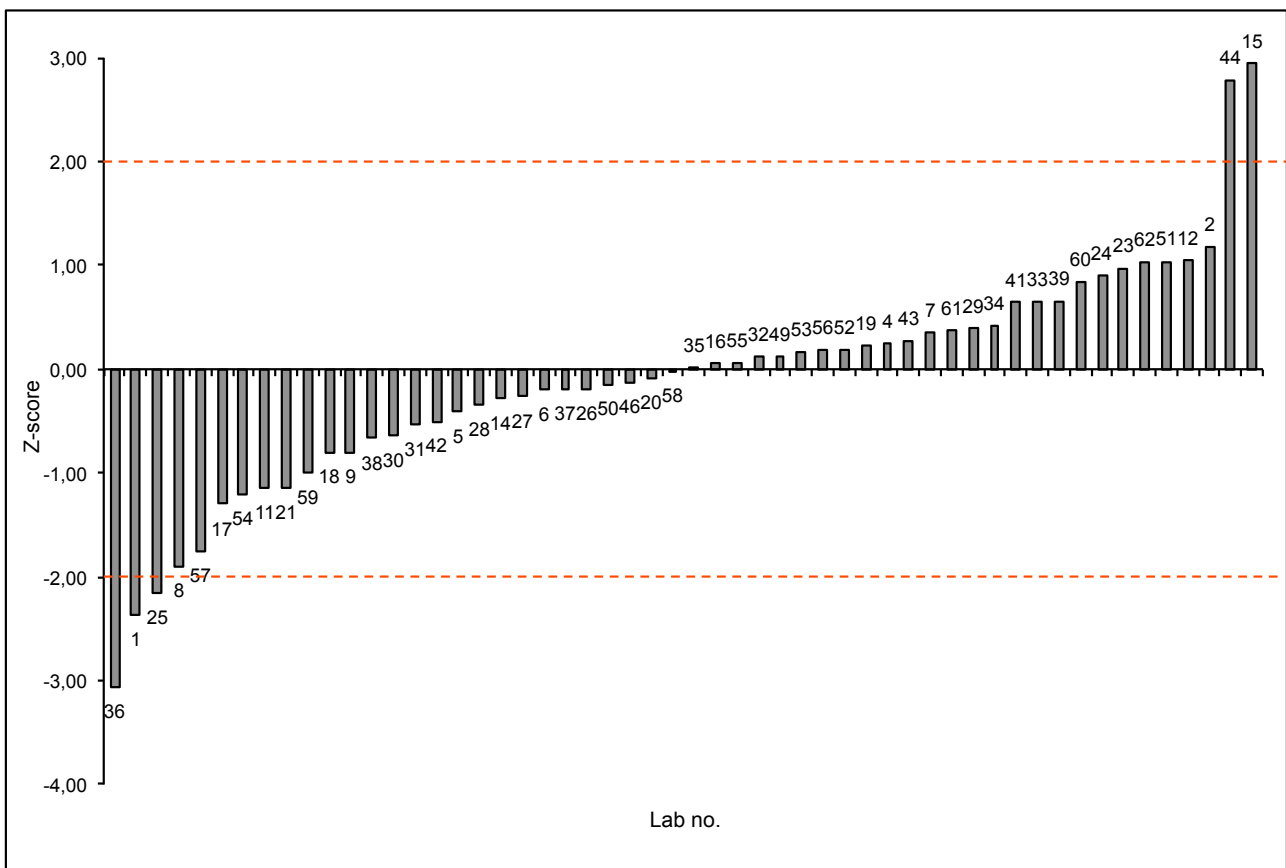
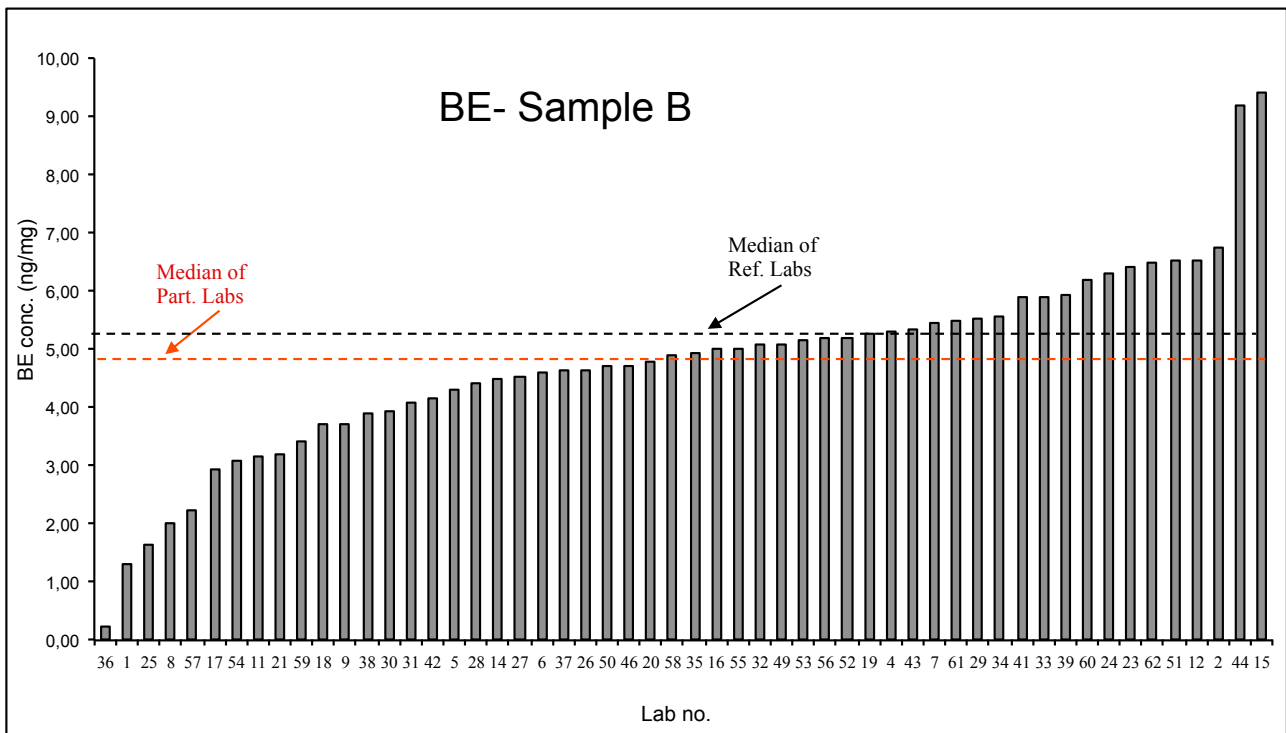


BENZOYLECGONINE (BE)

Lab	BE (ng/mg)	Z-score	Result
1	1.30	-2.37	Questionable
2	6.73	1.18	Satisfactory
3	>1.00		
4	5.30	0.25	Satisfactory
5	4.30	-0.41	Satisfactory
6	4.62	-0.20	Satisfactory
7	5.46	0.35	Satisfactory
8	2.02	-1.90	Satisfactory
9	3.70	-0.80	Satisfactory
10	>1.00		
11	3.17	-1.14	Satisfactory
12	6.52	1.04	Satisfactory
14	4.49	-0.28	Satisfactory
15	9.42	2.94	Questionable
16	5.00	0.05	Satisfactory
17	2.93	-1.30	Satisfactory
18	3.70	-0.80	Satisfactory
19	5.26	0.22	Satisfactory
20	4.80	-0.08	Satisfactory
21	3.18	-1.14	Satisfactory
23	6.41	0.97	Satisfactory
24	6.30	0.90	Satisfactory
25	1.63	-2.15	Questionable
26	4.63	-0.19	Satisfactory
27	4.52	-0.26	Satisfactory
28	4.40	-0.34	Satisfactory
29	5.52	0.39	Satisfactory
30	3.95	-0.64	Satisfactory
31	4.10	-0.54	Satisfactory
32	5.10	0.12	Satisfactory
33	5.91	0.65	Satisfactory
34	5.56	0.42	Satisfactory
35	4.94	0.01	Satisfactory
36	0.24	-3.06	Unsatisfactory
37	4.63	-0.19	Satisfactory
38	3.90	-0.67	Satisfactory
39	5.93	0.66	Satisfactory
40	P		
41	5.90	0.64	Satisfactory
42	4.15	-0.50	Satisfactory
43	5.34	0.28	Satisfactory
44	9.19	2.79	Questionable
45	>2.20		
46	4.73	-0.12	Satisfactory
47	P		
48	P		
49	5.10	0.12	Satisfactory
50	4.70	-0.14	Satisfactory
51	6.51	1.04	Satisfactory
52	5.21	0.19	Satisfactory
53	5.17	0.16	Satisfactory
54	3.09	-1.20	Satisfactory

Lab	BE (ng/mg)	Z-score	Result
55	5.02	0.07	Satisfactory
56	5.20	0.18	Satisfactory
57	2.25	-1.75	Satisfactory
58	4.90	-0.01	Satisfactory
59	3.40	-0.99	Satisfactory
60	6.20	0.84	Satisfactory
61	5.48	0.37	Satisfactory
62	6.50	1.03	Satisfactory

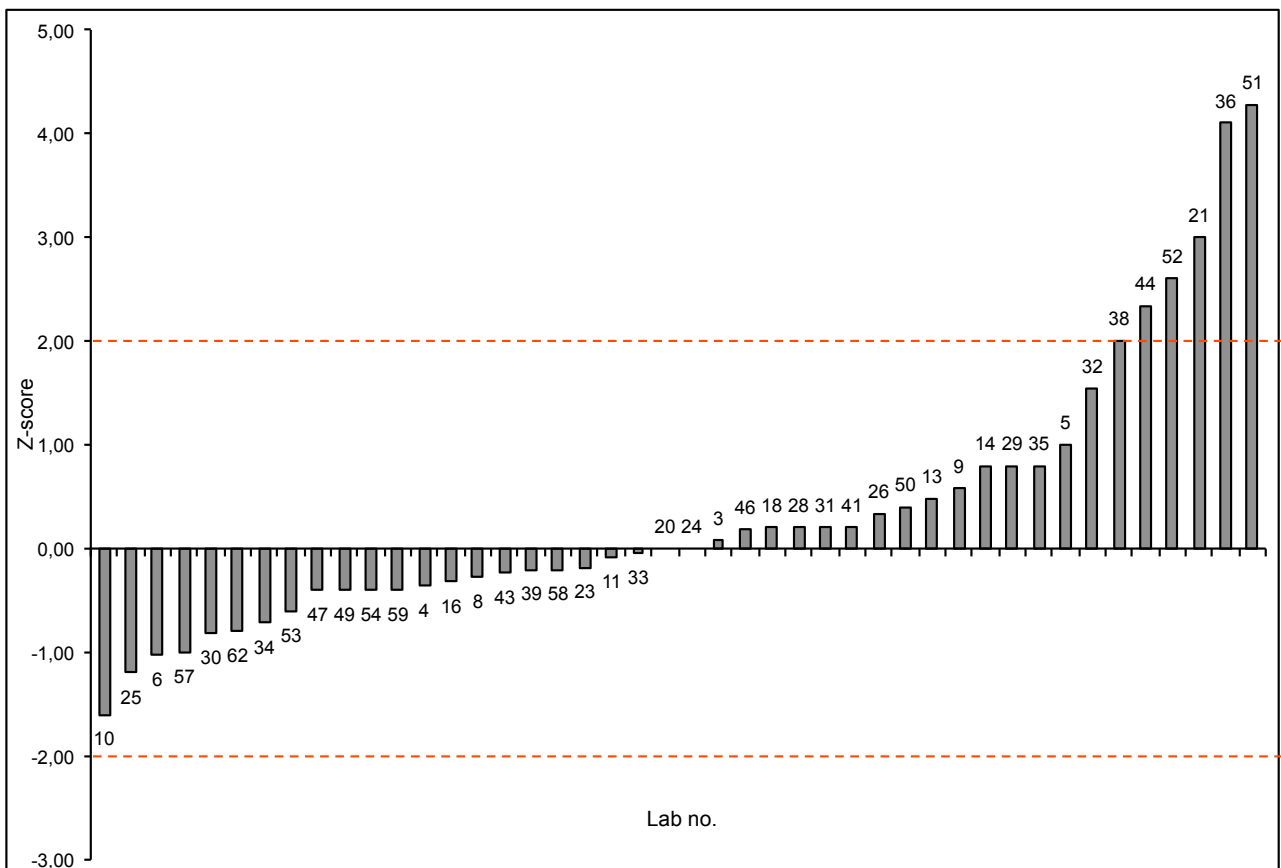
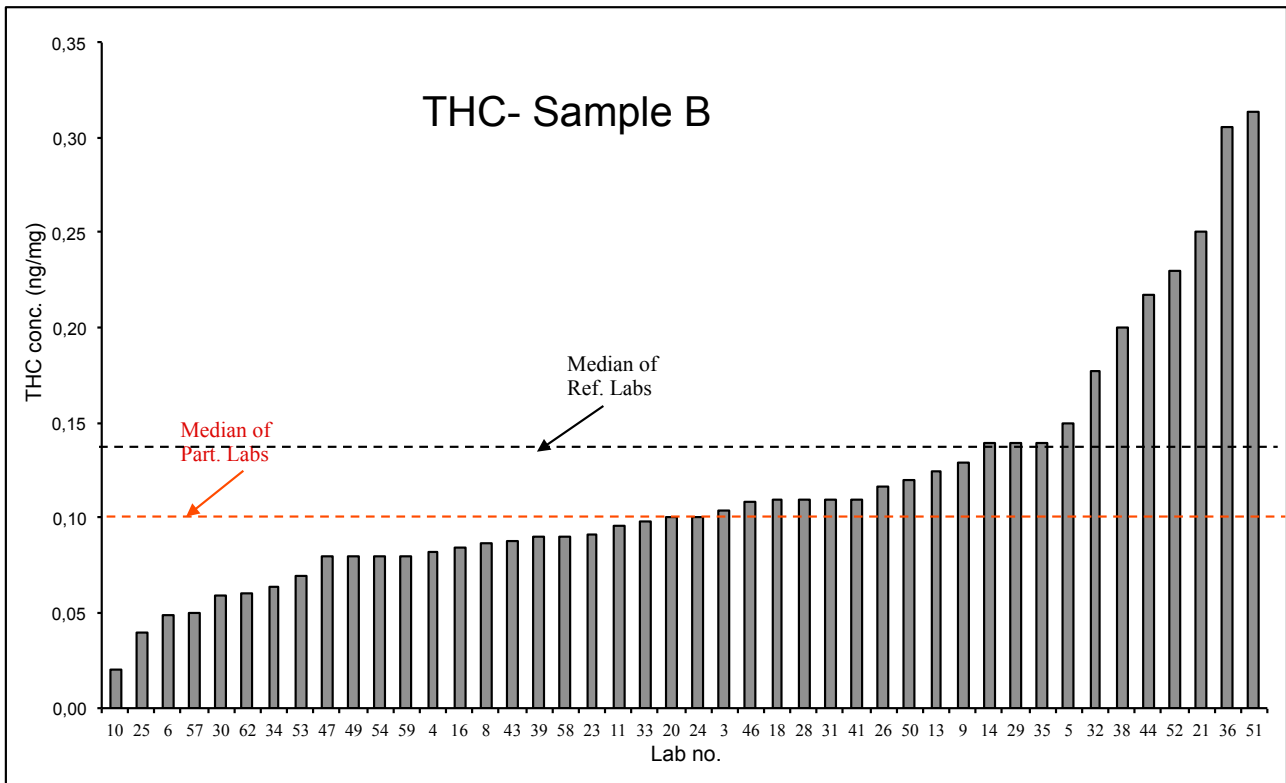
Average	4.77
SD	1.63
CV%	34.18
Median	4.92
Minimum	0.24
Quartile 25	3.98
Quartile 75	5.51
Maximum	9.42
Iqr	1.53



Δ^9 - TETRAHYDROCANNABINOL (THC)

Lab	THC (ng/mg)	Z-score	Result
3	0.10	0.08	Satisfactory
4	0.08	-0.36	Satisfactory
5	0.15	1.00	Satisfactory
6	0.05	-1.03	Satisfactory
8	0.09	-0.27	Satisfactory
9	0.13	0.58	Satisfactory
10	0.02	-1.60	Satisfactory
11	0.10	-0.08	Satisfactory
13	0.12	0.48	Satisfactory
14	0.14	0.80	Satisfactory
16	0.08	-0.32	Satisfactory
18	0.11	0.20	Satisfactory
19	P		
20	0.10	0.00	Satisfactory
21	0.25	3.00	Unsatisfactory
23	0.09	-0.18	Satisfactory
24	0.10	0.00	Satisfactory
25	0.04	-1.20	Satisfactory
26	0.12	0.34	Satisfactory
28	0.11	0.20	Satisfactory
29	0.14	0.80	Satisfactory
30	0.06	-0.82	Satisfactory
31	0.11	0.20	Satisfactory
32	0.18	1.54	Satisfactory
33	0.10	-0.04	Satisfactory
34	0.06	-0.72	Satisfactory
35	0.14	0.80	Satisfactory
36	0.31	4.10	Unsatisfactory
38	0.20	2.00	Questionable
39	0.09	-0.20	Satisfactory
41	0.11	0.20	Satisfactory
43	0.09	-0.24	Satisfactory
44	0.22	2.34	Questionable
46	0.11	0.18	Satisfactory
47	0.08	-0.40	Satisfactory
48	P		
49	0.08	-0.40	Satisfactory
50	0.12	0.40	Satisfactory
51	0.31	4.28	Unsatisfactory
52	0.23	2.60	Questionable
53	0.07	-0.60	Satisfactory
54	0.08	-0.40	Satisfactory
57	0.05	-1.00	Satisfactory
58	0.09	-0.20	Satisfactory
59	0.08	-0.40	Satisfactory
62	0.06	-0.80	Satisfactory

Average	0.12
SD	0.06
CV%	54.35
Median	0.10
Minimum	0.02
Quartile 25	0.08
Quartile 75	0.13
Maximum	0.31
Iqr	0.05

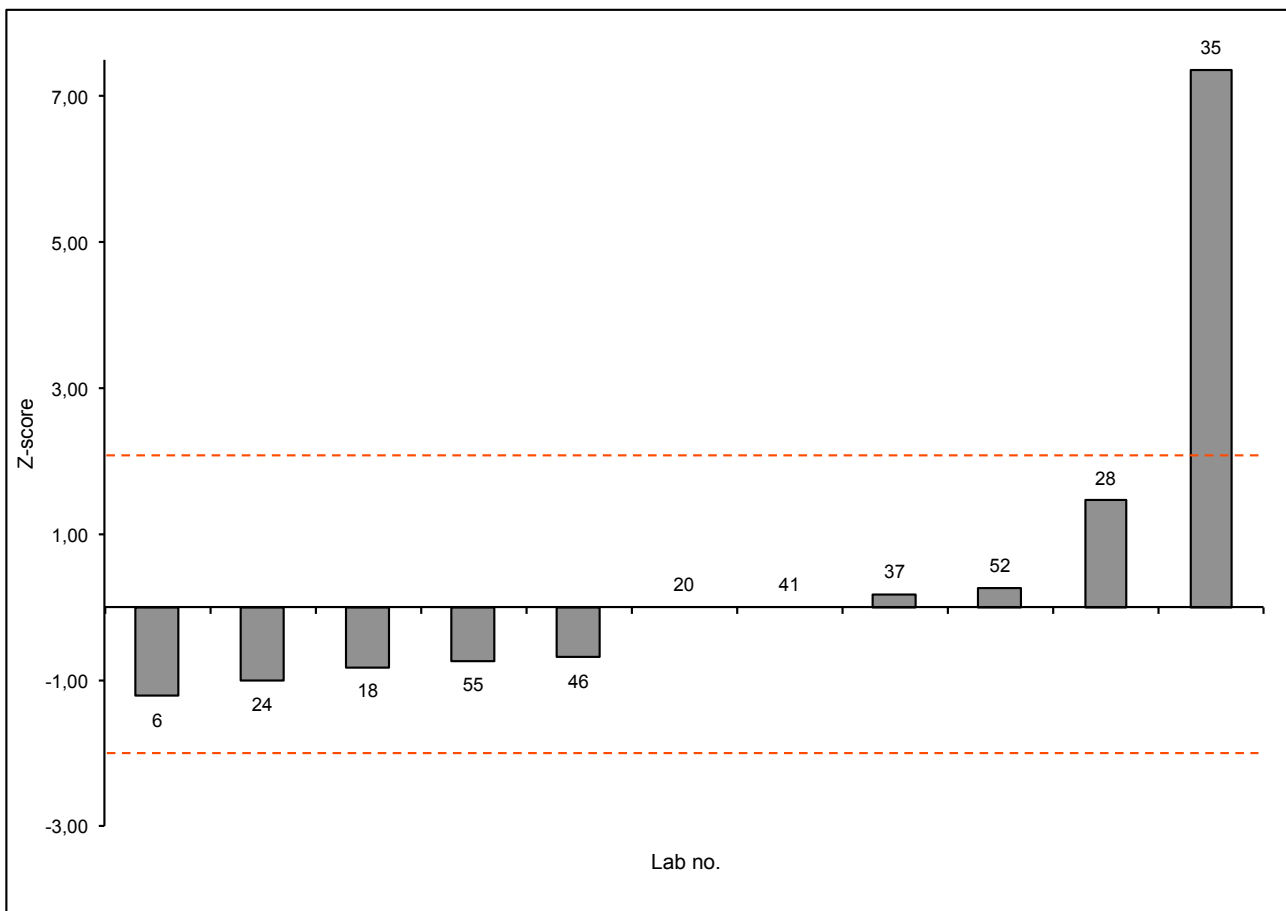
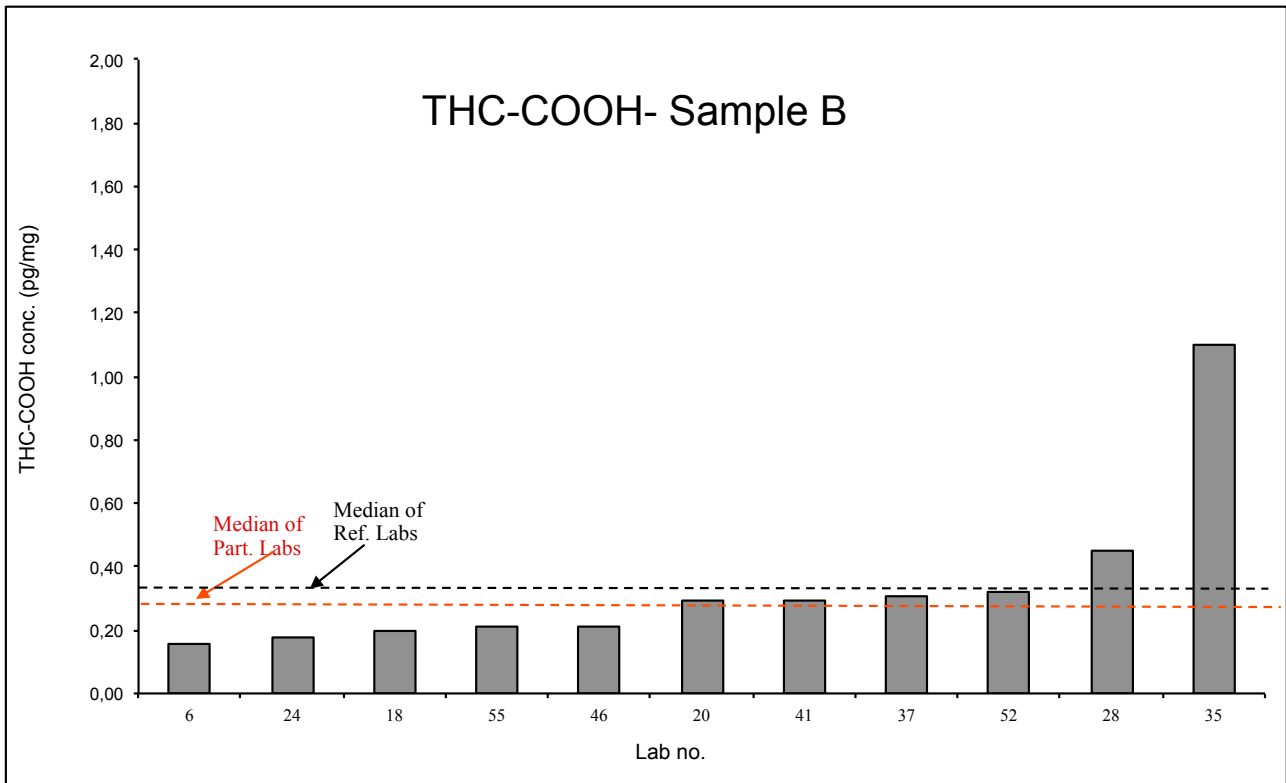


11-nor- Δ^9 -TETRAHYDROCANNABINOL-9-CARBOXYLIC ACID (THC-COOH)

Lab	THC-COOH (pg/mg)	Z-score	Result
6	0.16	-1.23	Satisfactory
11	<2.00		
14	N		
18	0.20	-0.82	Satisfactory
20	0.29	0.00	Satisfactory
21	U		
23	N		
24	0.18	-1.00	Satisfactory
28	0.45	1.46	Satisfactory
31	N		
35	1.10	7.36	Unsatisfactory
37	0.31	0.18	Satisfactory
41	0.29	0.00	Satisfactory
44	3587	Outlier *	Unsatisfactory
46	0.21	-0.69	Satisfactory
47	N		
48	U		
52	0.32	0.27	Satisfactory
53	N		
54	N		
55	0.21	-0.73	Satisfactory

* Lab 44 has not been included in the statistical study

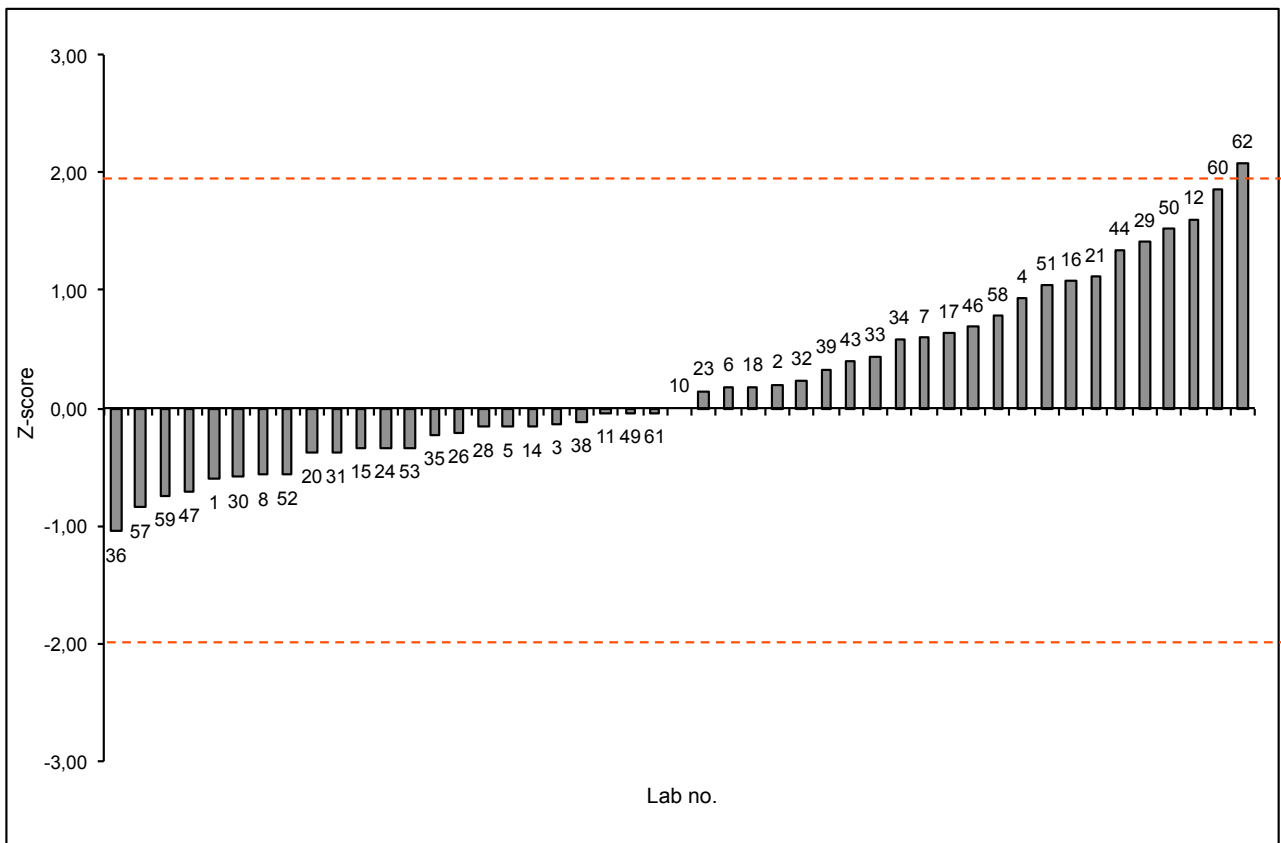
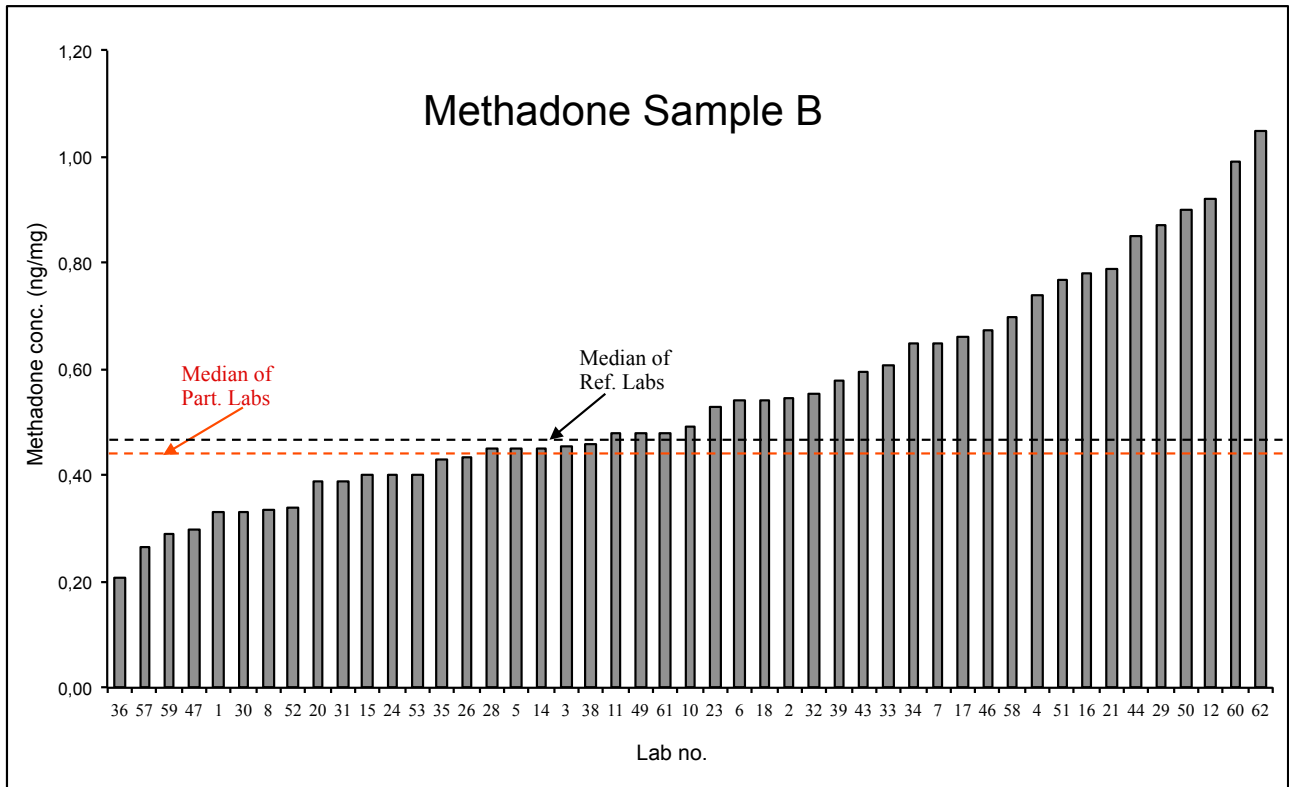
Average	0.34
SD	0.25
CV%	75.04
Median	0.29
Minimum	0.16
Quartile 25	0.21
Quartile 75	0.32
Maximum	1.10
Iqr	0.11



METHADONE

Lab	Methadone (ng/mg)	Z-score	Result
1	0.33	-0.59	Satisfactory
2	0.55	0.20	Satisfactory
3	0.46	-0.13	Satisfactory
4	0.74	0.93	Satisfactory
5	0.45	-0.15	Satisfactory
6	0.54	0.19	Satisfactory
7	0.65	0.59	Satisfactory
8	0.34	-0.57	Satisfactory
10	0.49	0.00	Satisfactory
11	0.48	-0.04	Satisfactory
12	0.92	1.60	Satisfactory
14	0.45	-0.15	Satisfactory
15	0.40	-0.33	Satisfactory
16	0.78	1.07	Satisfactory
17	0.66	0.63	Satisfactory
18	0.54	0.19	Satisfactory
20	0.39	-0.37	Satisfactory
21	0.79	1.11	Satisfactory
22	N		
23	0.53	0.15	Satisfactory
24	0.40	-0.33	Satisfactory
26	0.44	-0.20	Satisfactory
28	0.45	-0.15	Satisfactory
29	0.87	1.41	Satisfactory
30	0.33	-0.58	Satisfactory
31	0.39	-0.37	Satisfactory
32	0.55	0.23	Satisfactory
33	0.61	0.43	Satisfactory
34	0.65	0.58	Satisfactory
35	0.43	-0.22	Satisfactory
36	0.21	-1.04	Satisfactory
38	0.46	-0.11	Satisfactory
39	0.58	0.33	Satisfactory
40	P		
43	0.60	0.39	Satisfactory
44	0.85	1.34	Satisfactory
46	0.68	0.69	Satisfactory
47	0.30	-0.70	Satisfactory
48	P		
49	0.48	-0.04	Satisfactory
50	0.90	1.52	Satisfactory
51	0.77	1.04	Satisfactory
52	0.34	-0.56	Satisfactory
53	0.40	-0.33	Satisfactory
57	0.26	-0.84	Satisfactory
58	0.70	0.78	Satisfactory
59	0.29	-0.74	Satisfactory
60	0.99	1.85	Satisfactory
61	0.48	-0.04	Satisfactory
62	1.05	2.07	Questionable

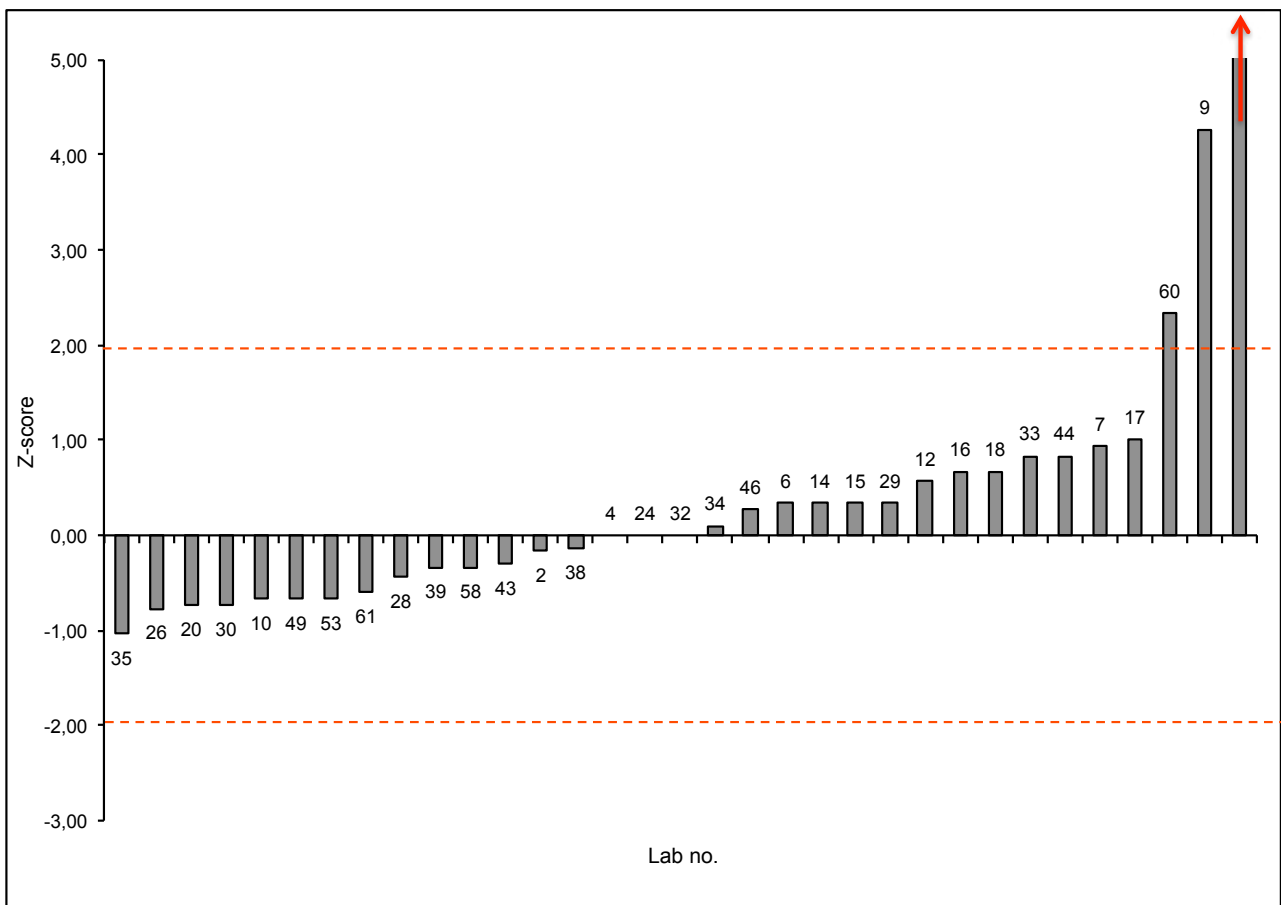
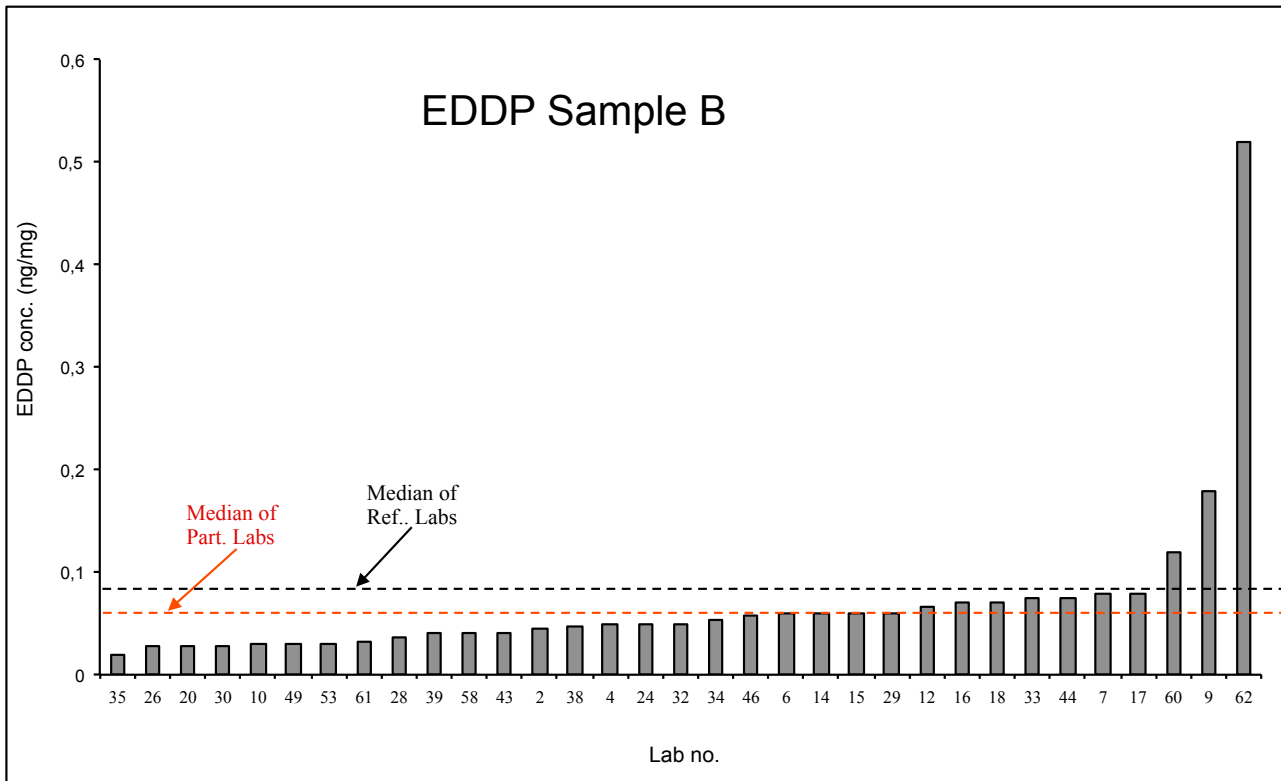
Average	0.55
SD	0.20
CV%	36.39
Median	0.49
Minimum	0.21
Quartile 25	0.40
Quartile 75	0.67
Maximum	1.05
Iqr	0.27



EDDP

Lab	EDDP (ng/mg)	Z-score	Result
1	N		
2	0.045	-0.17	Satisfactory
3	N		
4	0.050	0.00	Satisfactory
5	N		
6	0.060	0.33	Satisfactory
7	0.078	0.93	Satisfactory
8	<0.05		
9	0.178	4.27	Unsatisfactory
10	0.030	-0.67	Satisfactory
11	<0.05		
12	0.067	0.57	Satisfactory
14	0.060	0.33	Satisfactory
15	0.060	0.33	Satisfactory
16	0.070	0.67	Satisfactory
17	0.080	1.00	Satisfactory
18	0.070	0.67	Satisfactory
20	0.028	-0.73	Satisfactory
21	P		
23	N		
24	0.050	0.00	Satisfactory
26	0.027	-0.77	Satisfactory
28	0.037	-0.43	Satisfactory
29	0.060	0.33	Satisfactory
30	0.028	-0.73	Satisfactory
31	N		
32	0.050	0.00	Satisfactory
33	0.075	0.83	Satisfactory
34	0.053	0.10	Satisfactory
35	0.019	-1.03	Satisfactory
38	0.046	-0.13	Satisfactory
39	0.040	-0.33	Satisfactory
43	0.041	-0.30	Satisfactory
44	0.075	0.83	Satisfactory
46	0.058	0.27	Satisfactory
47	N		
48	U		
49	0.030	-0.67	Satisfactory
50	N		
53	0.030	-0.67	Satisfactory
58	0.040	-0.33	Satisfactory
59	P		
60	0.120	2.33	Questionable
61	0.032	-0.60	Satisfactory
62	0.520	15.67	Unsatisfactory

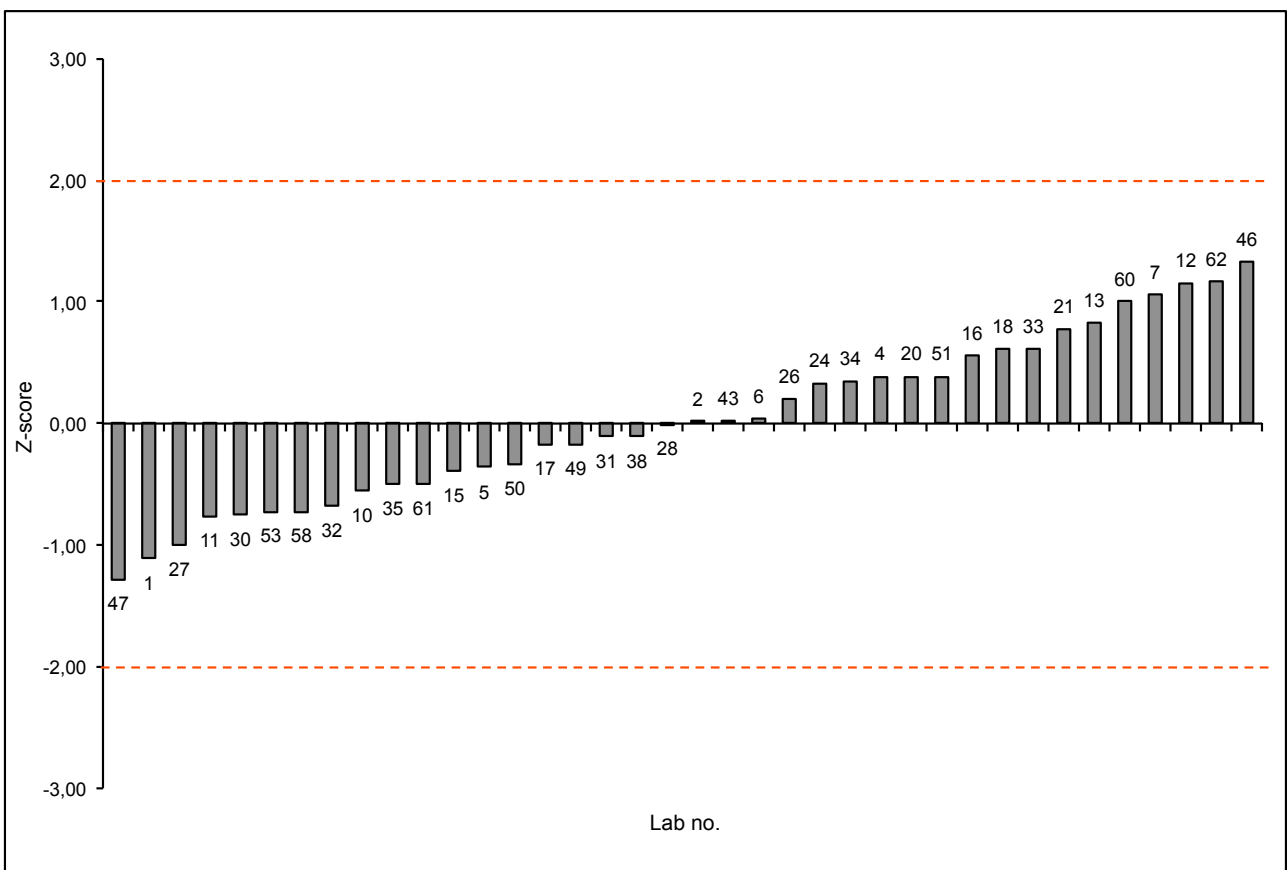
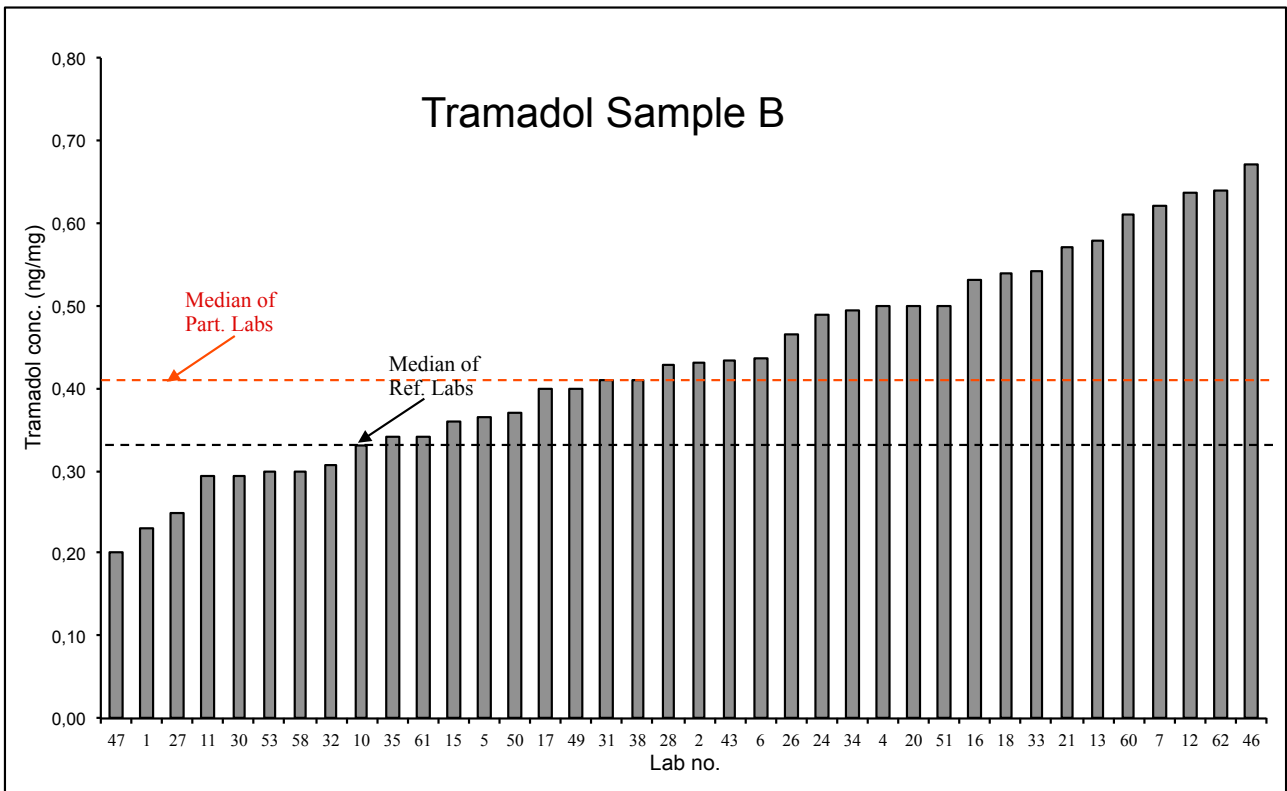
Average	0.07
SD	0.08
CV%	121.50
Median	0.05
Minimum	0.02
Quartile 25	0.04
Quartile 75	0.07
Maximum	0.52
Iqr	0.03



TRAMADOL

Lab	Tramadol (ng/mg)	Z-score	Result
1	0.23	-1.11	Satisfactory
2	0.43	0.01	Satisfactory
4	0.50	0.39	Satisfactory
5	0.37	-0.36	Satisfactory
6	0.44	0.04	Satisfactory
7	0.62	1.06	Satisfactory
10	0.33	-0.56	Satisfactory
11	0.29	-0.76	Satisfactory
12	0.64	1.16	Satisfactory
13	0.58	0.83	Satisfactory
15	0.36	-0.39	Satisfactory
16	0.53	0.56	Satisfactory
17	0.40	-0.17	Satisfactory
18	0.54	0.61	Satisfactory
20	0.50	0.39	Satisfactory
21	0.57	0.78	Satisfactory
24	0.49	0.33	Satisfactory
26	0.47	0.20	Satisfactory
27	0.25	-1.00	Satisfactory
28	0.43	-0.01	Satisfactory
30	0.29	-0.76	Satisfactory
31	0.41	-0.11	Satisfactory
32	0.31	-0.68	Satisfactory
33	0.54	0.62	Satisfactory
34	0.49	0.35	Satisfactory
35	0.34	-0.50	Satisfactory
38	0.41	-0.11	Satisfactory
40	P		
43	0.43	0.02	Satisfactory
46	0.67	1.33	Satisfactory
47	0.20	-1.28	Satisfactory
48	P		
49	0.40	-0.17	Satisfactory
50	0.37	-0.33	Satisfactory
51	0.50	0.39	Satisfactory
52	P		
53	0.30	-0.72	Satisfactory
58	0.30	-0.72	Satisfactory
60	0.61	1.00	Satisfactory
61	0.34	-0.50	Satisfactory
62	0.64	1.17	Satisfactory

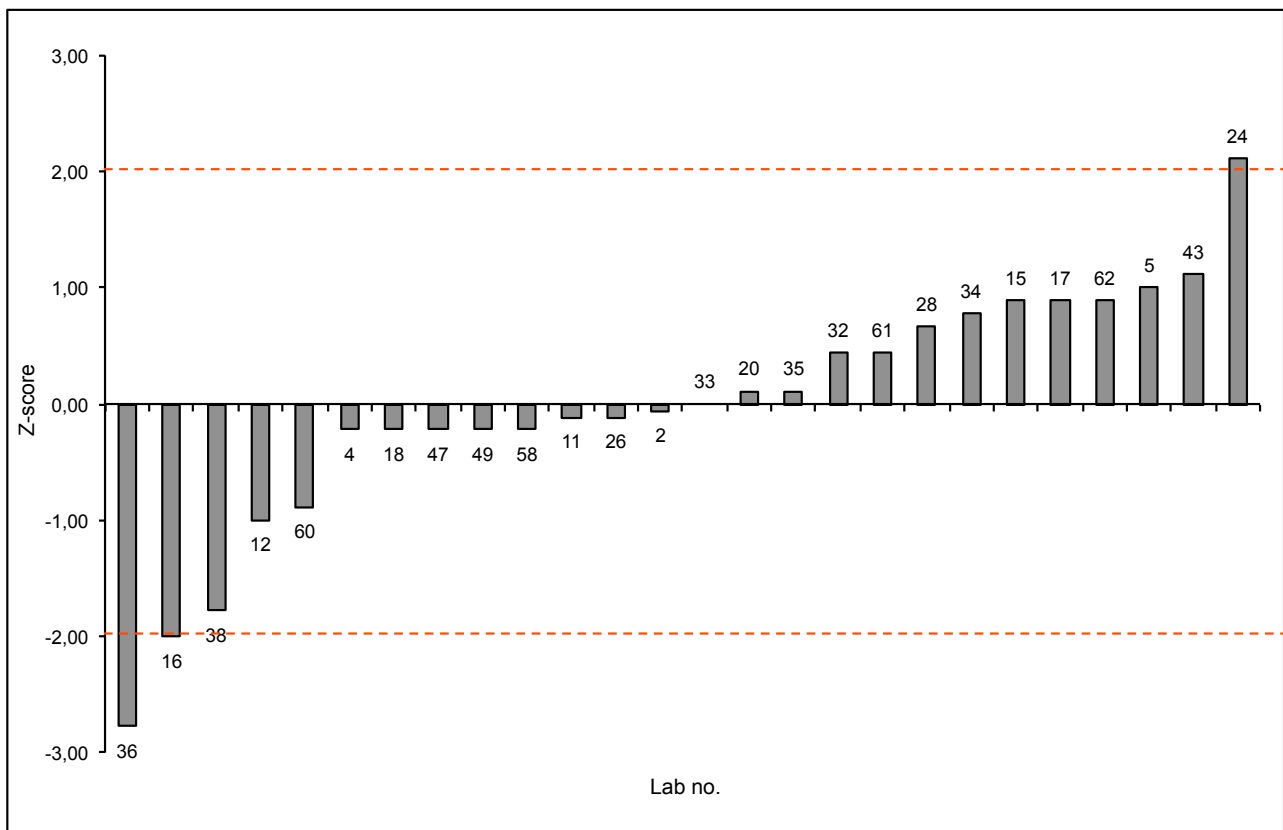
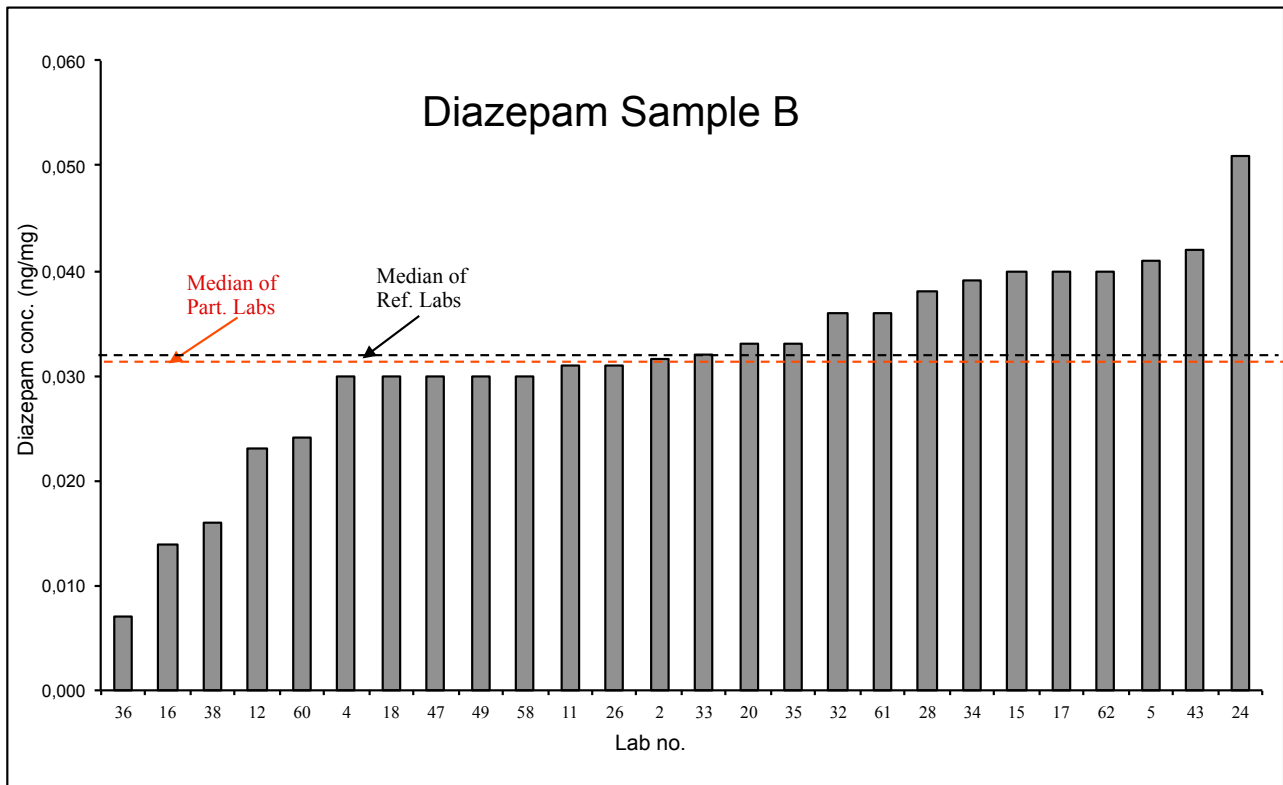
Average	0.43
SD	0.12
CV%	28.06
Median	0.43
Minimum	0.20
Quartile 25	0.34
Quartile 75	0.52
Maximum	0.67
Iqr	0.18



DIAZEPAM

Lab	Diazepam (ng/mg)	Z-score	Result
2	0.032	-0.06	Satisfactory
3	N		
4	0.030	-0.22	Satisfactory
5	0.041	1.00	Satisfactory
6	N		
7	P		
8	<0.05		
9	N		
10	N		
11	0.031	-0.11	Satisfactory
12	0.023	-1.00	Satisfactory
13	N		
15	0.040	0.89	Satisfactory
16	0.014	-2.00	Questionable
17	0.040	0.89	Satisfactory
18	0.030	-0.22	Satisfactory
20	0.033	0.11	Satisfactory
24	0.051	2.11	Questionable
26	0.031	-0.11	Satisfactory
28	0.038	0.67	Satisfactory
30	<0.125		
31	N		
32	0.036	0.44	Satisfactory
33	0.032	0.00	Satisfactory
34	0.039	0.78	Satisfactory
35	0.033	0.11	Satisfactory
36	0.007	-2.78	Questionable
37	N		
38	0.016	-1.78	Satisfactory
40	N		
43	0.042	1.11	Satisfactory
46	N		
47	0.030	-0.22	Satisfactory
48	U		
49	0.030	-0.22	Satisfactory
50	N		
51	<0.003		
52	N		
53	N		
58	0.030	-0.22	Satisfactory
59	N		
60	0.024	-0.89	Satisfactory
61	0.036	0.44	Satisfactory
62	0.040	0.89	Satisfactory

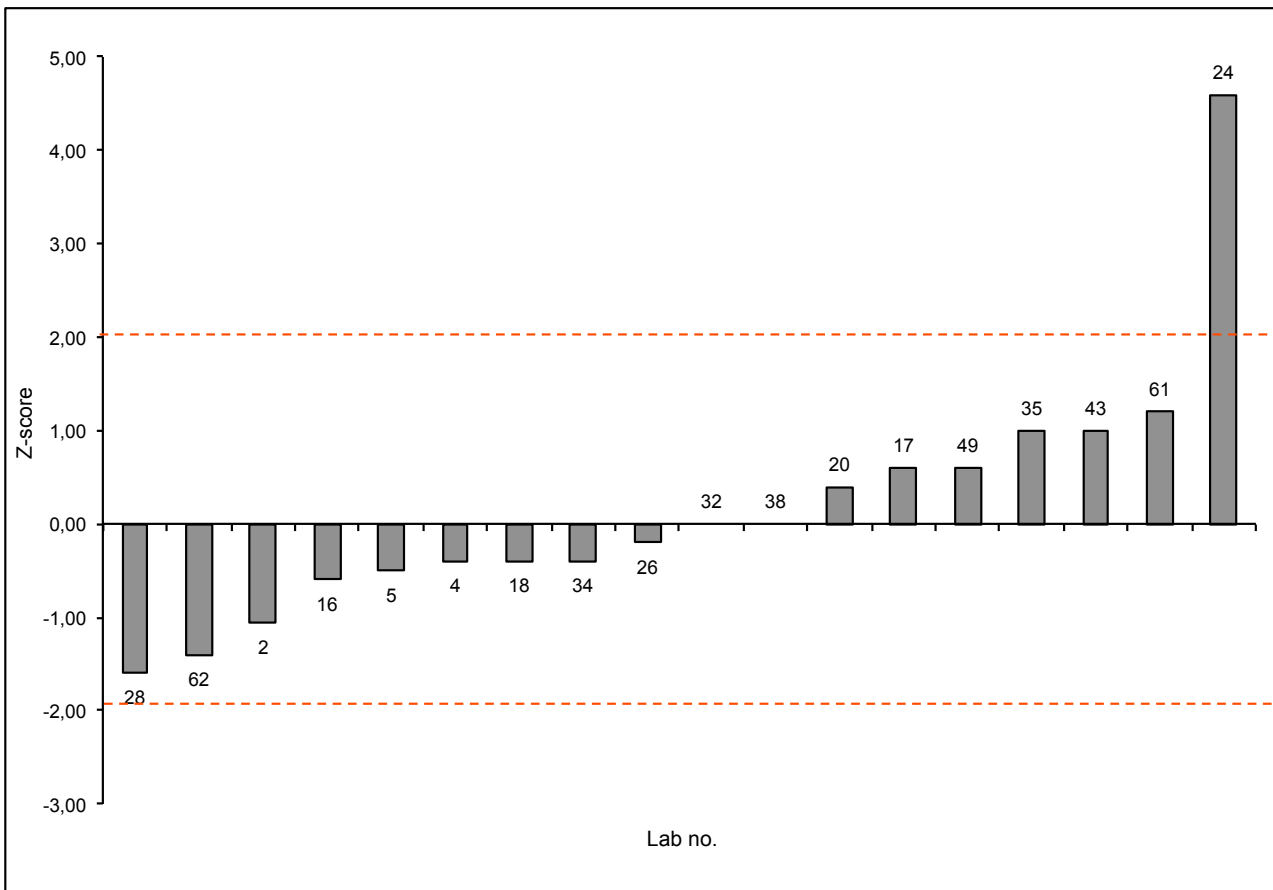
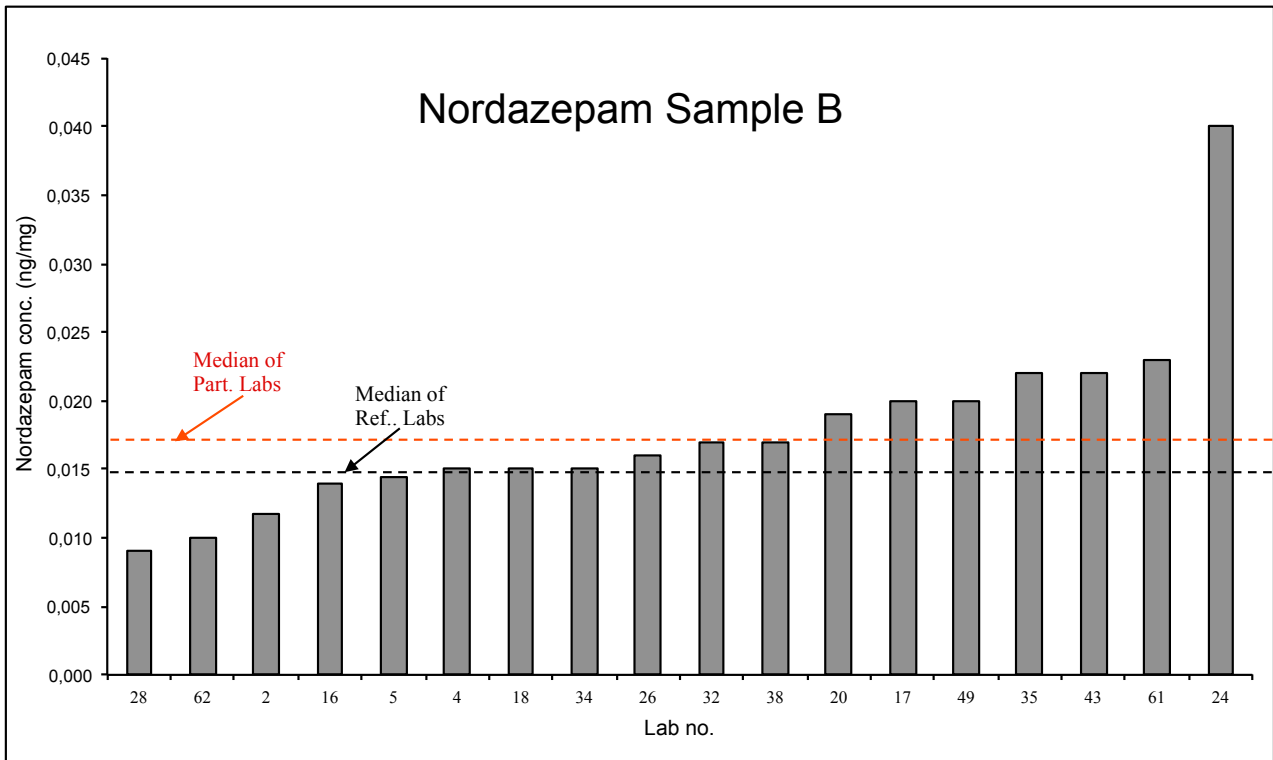
Average	0.032
SD	0.009
CV%	29.029
Median	0.032
Minimum	0.007
Quartile 25	0.030
Quartile 75	0.039
Maximum	0.051
Iqr	0.009



NORDAZEPAM

Lab	Nordazepam (ng/mg)	Z-score	Result
2	0.012	-1.06	Satisfactory
3	N		
4	0.015	-0.40	Satisfactory
5	0.015	-0.50	Satisfactory
6	N		
7	P		
8	<0.05		
9	N		
10	N		
11	<0.025		
12	<0.02		
13	N		
15	N		
16	0.014	-0.60	Satisfactory
17	0.020	0.60	Satisfactory
18	0.015	-0.40	Satisfactory
20	0.019	0.40	Satisfactory
24	0.040	4.60	Unsatisfactory
26	0.016	-0.20	Satisfactory
28	0.009	-1.60	Satisfactory
30	<0.125		
31	N		
32	0.017	0.00	Satisfactory
33	P		
34	0.015	-0.40	Satisfactory
35	0.022	1.00	Satisfactory
36	N		
37	N		
38	0.017	0.00	Satisfactory
40	N		
43	0.022	1.00	Satisfactory
46	N		
47	N		
48	U		
49	0.020	0.60	Satisfactory
50	N		
51	<0.005		
52	N		
53	N		
58	N		
59	N		
60	N		
61	0.023	1.20	Satisfactory
62	0.010	-1.40	Satisfactory

Average	0.018
SD	0.007
CV%	37.363
Median	0.017
Minimum	0.009
Quartile 25	0.015
Quartile 75	0.020
Maximum	0.040
Iqr	0.005



SAMPLE C

Sample C contents were as follows:

- Opiate compounds (6-MAM, morphine and codeine)
- Cocaine compounds (cocaine, BE and norcocaine)
- Amphetamine compounds (amphetamine and methamphetamine)
- Cannabis compounds (THC and THC-COOH)
- Methadone and EDDP
- Tramadol
- Diazepam and Nordazepam

It also contained low concentrations of cocaethylene (0.027 ng/mg median conc.) and MDMA (0.08 ng/mg median conc.).

Other compounds reported by more than one participating laboratory were:

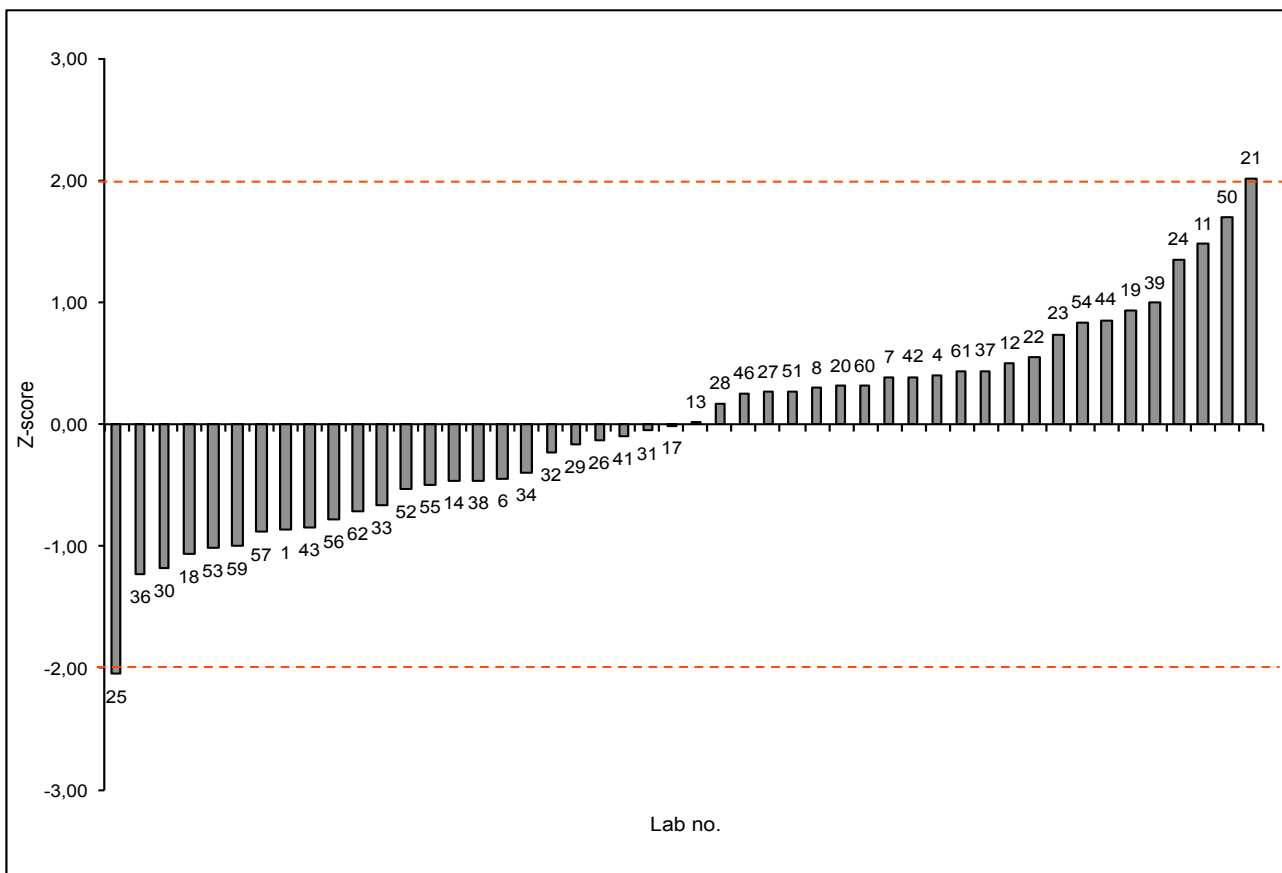
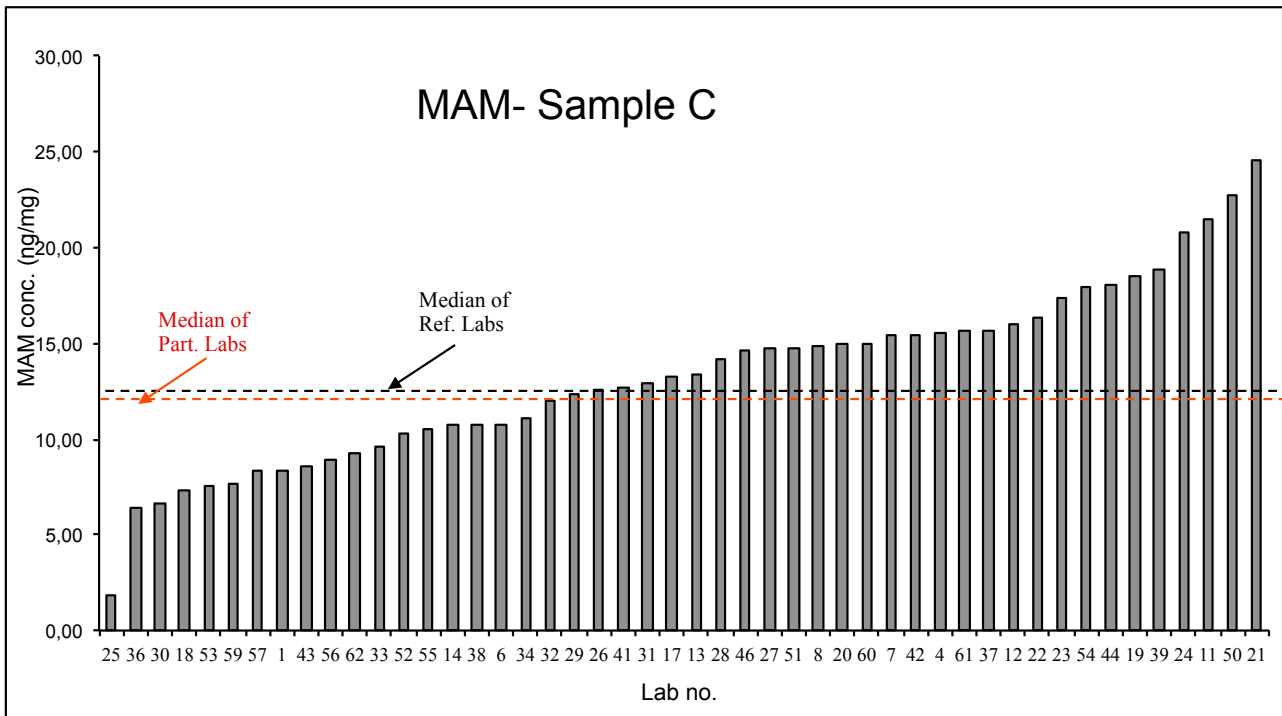
Compound	N*	Average	SD	CV%	Median	Minimum	Quartile 25	Quartile 75	Maximum	Iqr
Heroin	13	0.93	0.40	42.58	0.80	0.52	0.71	0.95	1.97	0.24
AEME	11	0.47	0.12	25.96	0.48	0.15	0.45	0.54	0.64	0.09
DHC	11	0.08	0.06	70.60	0.07	0.04	0.04	0.09	0.22	0.05
Acetylcodeine	10	1.18	0.41	34.74	1.32	0.14	1.09	1.42	1.57	0.34
Fentanyl	9	0.03	0.02	85.98	0.02	0.01	0.01	0.03	0.08	0.01
Cannabinol	7	0.16	.12	74.68	0.12	0.08	0.11	0.13	0.46	0.03
Cannabidiol	7	0.13	0.10	74.97	0.15	0.01	0.03	0.22	0.26	0.19
Tilidine	6	0.05	0.01	18.28	0.05	0.04	0.04	0.05	0.07	0.01
Buprenorphine	5	0.01	0.02	117.61	0.01	0.00	0.01	0.01	0.05	0.01
Diphenhydramine	4	0.06	0.01	21.65	0.06	0.04	0.05	0.06	0.07	0.01
EME	4	0.09	0.02	23.20	0.10	0.06	0.09	0.11	0.12	0.02
Hydrocodone	4	0.02	0.01	50.92	0.03	0.01	0.02	0.03	0.04	0.02
Nortilidine	4	0.25	0.01	5.08	0.25	0.24	0.24	0.26	0.27	0.02
o-Desmethyltramadol	4	0.04	0.03	82.31	0.04	0.01	0.01	0.07	0.08	0.06
Mephedrone	3	0.05	0.01	14.53	0.05	0.04	0.05	0.06	0.06	0.01
p-hydroxycocaine	2	0.02	0.00	20.39	0.02	0.01	0.01	0.02	0.02	0.00
m-hydroxycocaine	2	0.01	0.00	34.44	0.01	0.01	0.01	0.01	0.01	0.00
Hydromorphone	2	0.06	0.01	16.67	0.06	0.05	0.06	0.07	0.07	0.01
JWH-073	2	0.11	0.05	43.86	0.11	0.06	0.09	0.14	0.16	0.05

6-MONOACETYLMORPHINE (MAM)

Lab	MAM (ng/mg)	Z-score	Result
1	8.40	-0.87	Satisfactory
2	>1.00		
3	>5.00		
4	15.50	0.40	Satisfactory
5	>5.00		
6	10.78	-0.44	Satisfactory
7	15.40	0.38	Satisfactory
8	14.90	0.29	Satisfactory
10	>5.00		
11	21.50	1.47	Satisfactory
12	16.03	0.50	Satisfactory
13	13.33	0.01	Satisfactory
14	10.70	-0.46	Satisfactory
15	>20.00		
16	>5.00		
17	13.20	-0.01	Satisfactory
18	7.30	-1.07	Satisfactory
19	18.45	0.93	Satisfactory
20	15.00	0.31	Satisfactory
21	24.50	2.01	Questionable
22	16.32	0.55	Satisfactory
23	17.39	0.74	Satisfactory
24	20.80	1.35	Satisfactory
25	1.82	-2.05	Questionable
26	12.53	-0.13	Satisfactory
27	14.71	0.26	Satisfactory
28	14.18	0.16	Satisfactory
29	12.33	-0.17	Satisfactory
30	6.66	-1.18	Satisfactory
31	12.95	-0.06	Satisfactory
32	12.00	-0.23	Satisfactory
33	9.56	-0.66	Satisfactory
34	11.06	-0.39	Satisfactory
35	>10.00		
36	6.41	-1.23	Satisfactory
37	15.71	0.44	Satisfactory
38	10.70	-0.46	Satisfactory
39	18.80	0.99	Satisfactory
40	P		
41	12.70	-0.10	Satisfactory
42	15.44	0.39	Satisfactory
43	8.53	-0.85	Satisfactory
44	18.03	0.85	Satisfactory
46	14.65	0.25	Satisfactory
47	P		
48	P		
49	>2.00		
50	22.70	1.69	Satisfactory
51	14.76	0.27	Satisfactory
52	10.28	-0.53	Satisfactory
53	7.60	-1.01	Satisfactory
54	17.90	0.83	Satisfactory

Lab	MAM (ng/mg)	Z-score	Result
55	10.50	-0.49	Satisfactory
56	8.90	-0.78	Satisfactory
57	8.33	-0.88	Satisfactory
58	>5.00		
59	7.70	-0.99	Satisfactory
60	15.00	0.31	Satisfactory
61	15.68	0.43	Satisfactory
62	9.30	-0.71	Satisfactory

Average	13.27
SD	4.57
CV%	34.41
Median	13.26
Minimum	1.82
Quartile 25	10.10
Quartile 75	15.69
Maximum	24.50
Iqr	5.59

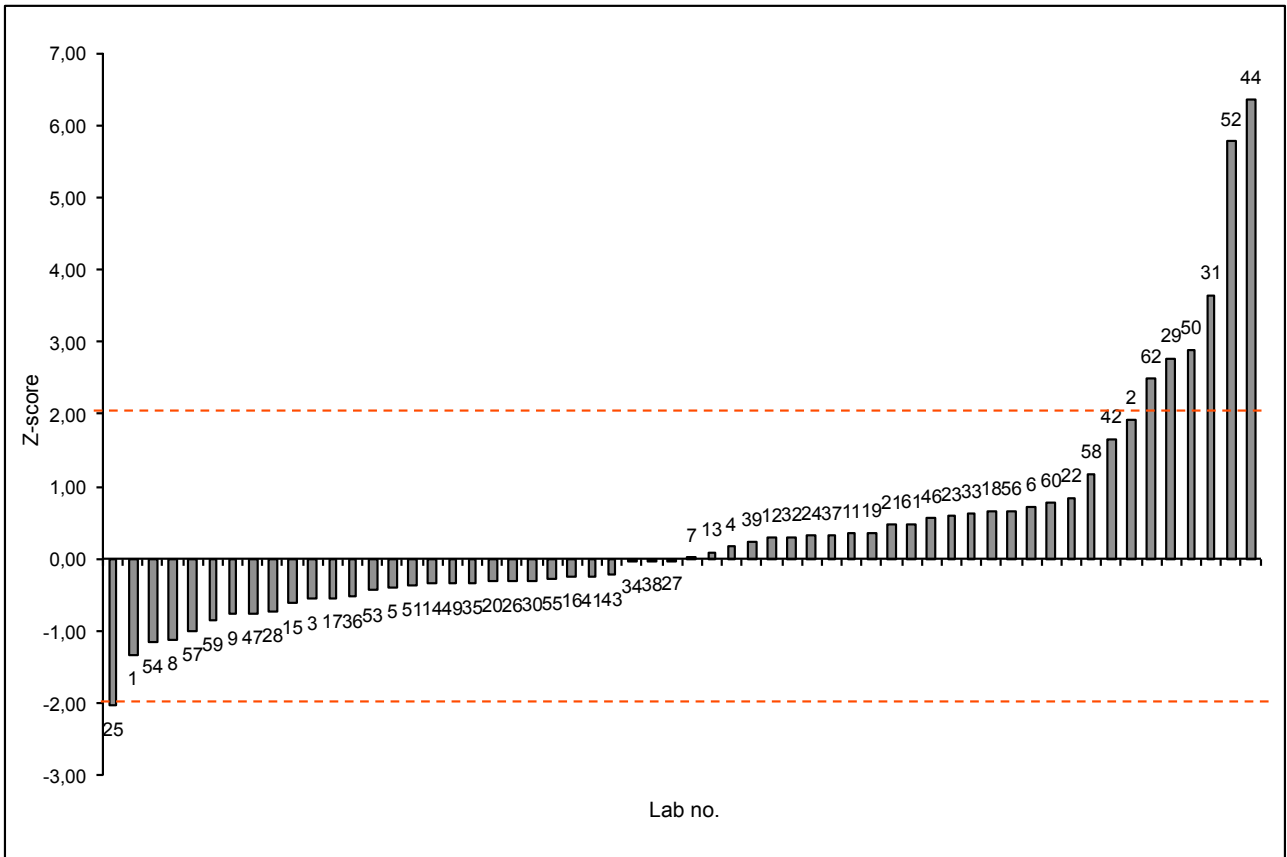
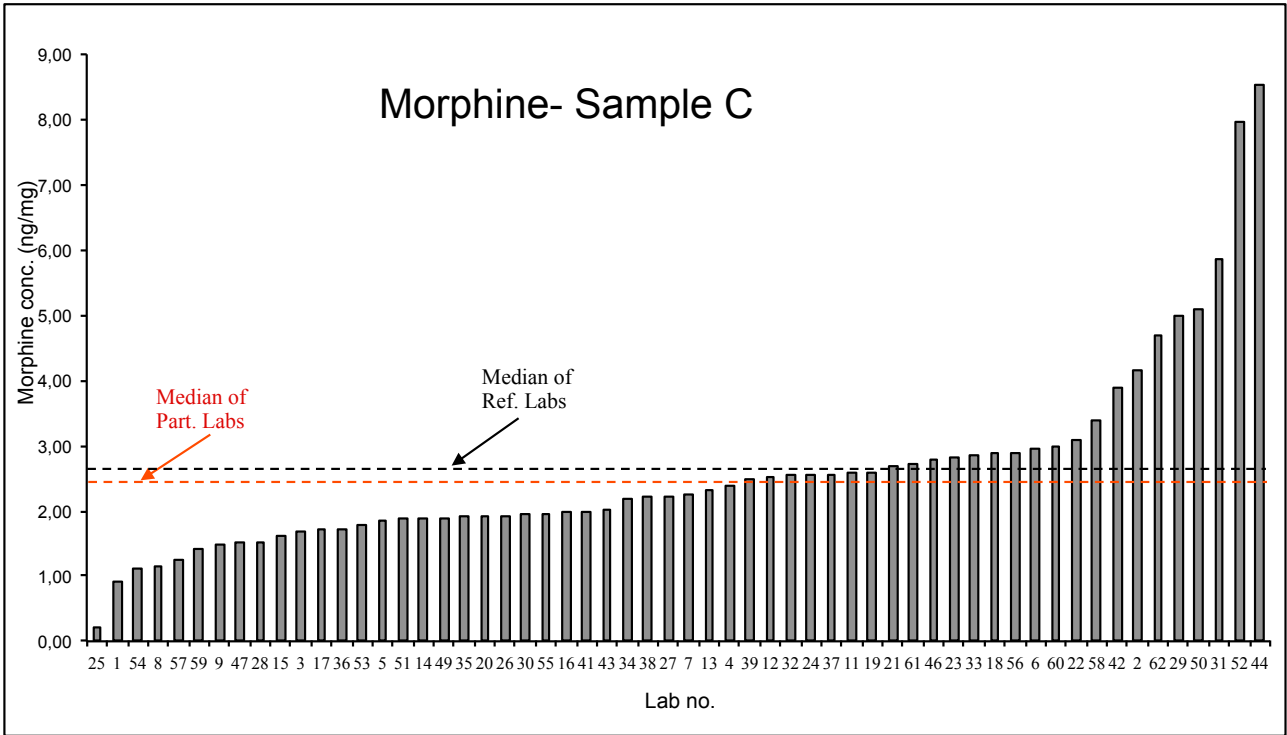


MORPHINE

Lab	Morphine (ng/mg)	Z-score	Result
1	0.93	-1.32	Satisfactory
2	4.14	1.92	Satisfactory
3	1.69	-0.56	Satisfactory
4	2.40	0.16	Satisfactory
5	1.85	-0.39	Satisfactory
6	2.95	0.72	Satisfactory
7	2.25	0.01	Satisfactory
8	1.14	-1.11	Satisfactory
9	1.49	-0.76	Satisfactory
10	>1.0		
11	2.58	0.34	Satisfactory
12	2.53	0.29	Satisfactory
13	2.33	0.09	Satisfactory
14	1.90	-0.34	Satisfactory
15	1.63	-0.62	Satisfactory
16	2.00	-0.24	Satisfactory
17	1.71	-0.54	Satisfactory
18	2.90	0.67	Satisfactory
19	2.59	0.35	Satisfactory
20	1.93	-0.31	Satisfactory
21	2.70	0.46	Satisfactory
22	3.07	0.84	Satisfactory
23	2.82	0.59	Satisfactory
24	2.55	0.31	Satisfactory
25	0.23	-2.03	Questionable
26	1.93	-0.31	Satisfactory
27	2.23	-0.01	Satisfactory
28	1.52	-0.72	Satisfactory
29	4.99	2.78	Questionable
30	1.95	-0.30	Satisfactory
31	5.85	3.65	Unsatisfactory
32	2.54	0.30	Satisfactory
33	2.85	0.62	Satisfactory
34	2.19	-0.05	Satisfactory
35	1.91	-0.33	Satisfactory
36	1.72	-0.52	Satisfactory
37	2.55	0.31	Satisfactory
38	2.22	-0.02	Satisfactory
39	2.47	0.23	Satisfactory
40	P		
41	2.00	-0.24	Satisfactory
42	3.89	1.66	Satisfactory
43	2.02	-0.22	Satisfactory
44	8.53	6.35	Unsatisfactory
46	2.79	0.55	Satisfactory
47	1.50	-0.75	Satisfactory
48	P		
49	1.90	-0.34	Satisfactory
50	5.10	2.89	Questionable
51	1.88	-0.36	Satisfactory
52	7.95	5.77	Unsatisfactory
53	1.80	-0.44	Satisfactory

Lab	Morphine (ng/mg)	Z-score	Result
54	1.10	-1.15	Satisfactory
55	1.96	-0.28	Satisfactory
56	2.90	0.67	Satisfactory
57	1.26	-0.99	Satisfactory
58	3.40	1.17	Satisfactory
59	1.40	-0.85	Satisfactory
60	3.00	0.77	Satisfactory
61	2.72	0.48	Satisfactory
62	4.70	2.48	Questionable

Average	2.60
SD	1.47
CV%	56.58
Median	2.24
Minimum	0.23
Quartile 25	1.86
Quartile 75	2.84
Maximum	8.53
Iqr	0.99

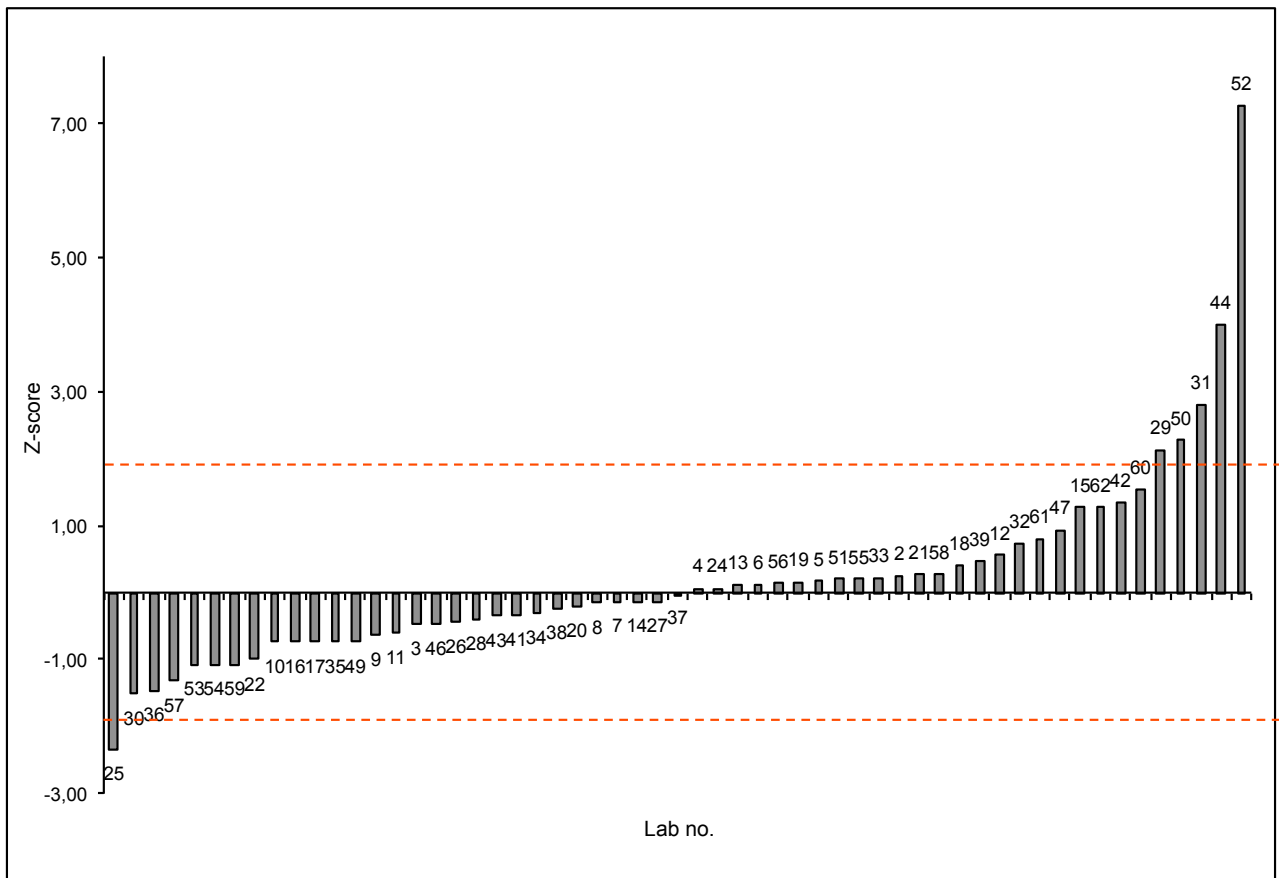
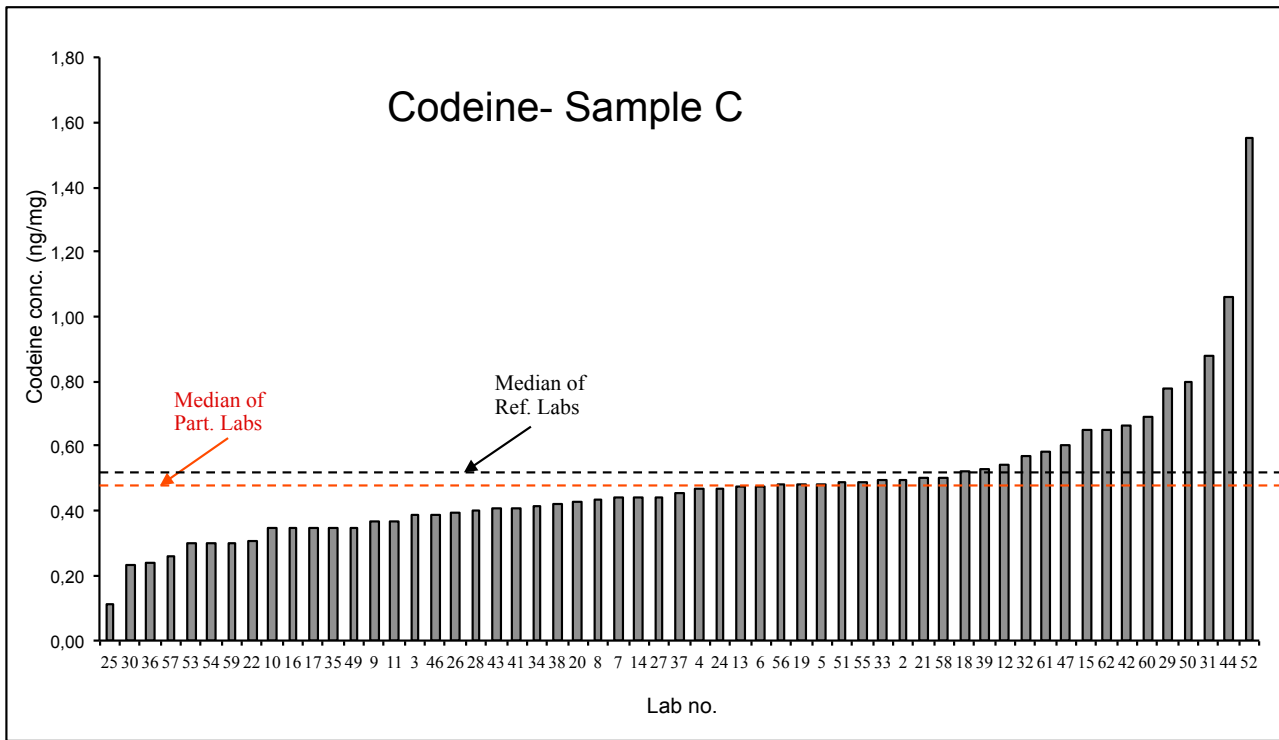


CODEINE

Lab	Codeine (ng/mg)	Z-score	Result
1	N		
2	0.50	0.25	Satisfactory
3	0.39	-0.47	Satisfactory
4	0.47	0.07	Satisfactory
5	0.49	0.17	Satisfactory
6	0.48	0.12	Satisfactory
7	0.44	-0.13	Satisfactory
8	0.44	-0.15	Satisfactory
9	0.37	-0.63	Satisfactory
10	0.35	-0.73	Satisfactory
11	0.37	-0.60	Satisfactory
12	0.54	0.55	Satisfactory
13	0.48	0.11	Satisfactory
14	0.44	-0.13	Satisfactory
15	0.65	1.27	Satisfactory
16	0.35	-0.73	Satisfactory
17	0.35	-0.73	Satisfactory
18	0.52	0.40	Satisfactory
19	0.48	0.16	Satisfactory
20	0.43	-0.20	Satisfactory
21	0.50	0.27	Satisfactory
22	0.31	-1.00	Satisfactory
24	0.47	0.07	Satisfactory
25	0.11	-2.33	Questionable
26	0.40	-0.43	Satisfactory
27	0.44	-0.13	Satisfactory
28	0.40	-0.40	Satisfactory
29	0.78	2.13	Questionable
30	0.23	-1.51	Satisfactory
31	0.88	2.80	Questionable
32	0.57	0.73	Satisfactory
33	0.49	0.22	Satisfactory
34	0.42	-0.30	Satisfactory
35	0.35	-0.73	Satisfactory
36	0.24	-1.46	Satisfactory
37	0.46	-0.01	Satisfactory
38	0.43	-0.23	Satisfactory
39	0.53	0.47	Satisfactory
40	P		
41	0.41	-0.33	Satisfactory
42	0.66	1.35	Satisfactory
43	0.41	-0.35	Satisfactory
44	1.06	3.99	Unsatisfactory
46	0.39	-0.47	Satisfactory
47	0.60	0.93	Satisfactory
48	P		
49	0.35	-0.73	Satisfactory
50	0.80	2.27	Questionable
51	0.49	0.20	Satisfactory
52	1.55	7.27	Unsatisfactory
53	0.30	-1.07	Satisfactory
54	0.30	-1.07	Satisfactory

Lab	Codeine (ng/mg)	Z-score	Result
55	0.49	0.20	Satisfactory
56	0.48	0.13	Satisfactory
57	0.26	-1.32	Satisfactory
58	0.50	0.27	Satisfactory
59	0.30	-1.07	Satisfactory
60	0.69	1.53	Satisfactory
61	0.58	0.80	Satisfactory
62	0.65	1.27	Satisfactory

Average	0.49
SD	0.21
CV%	43.82
Median	0.46
Minimum	0.11
Quartile 25	0.37
Quartile 75	0.52
Maximum	1.55
Iqr	0.15

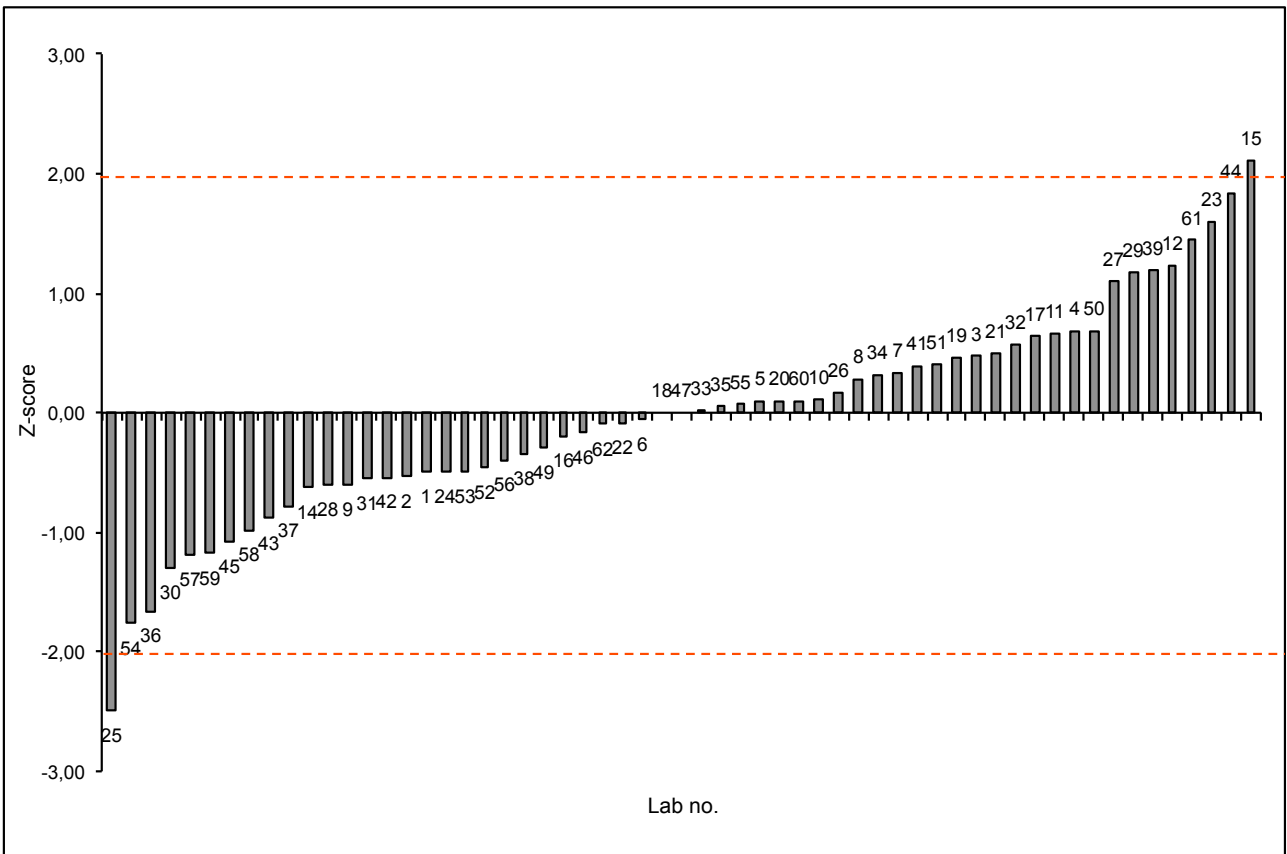
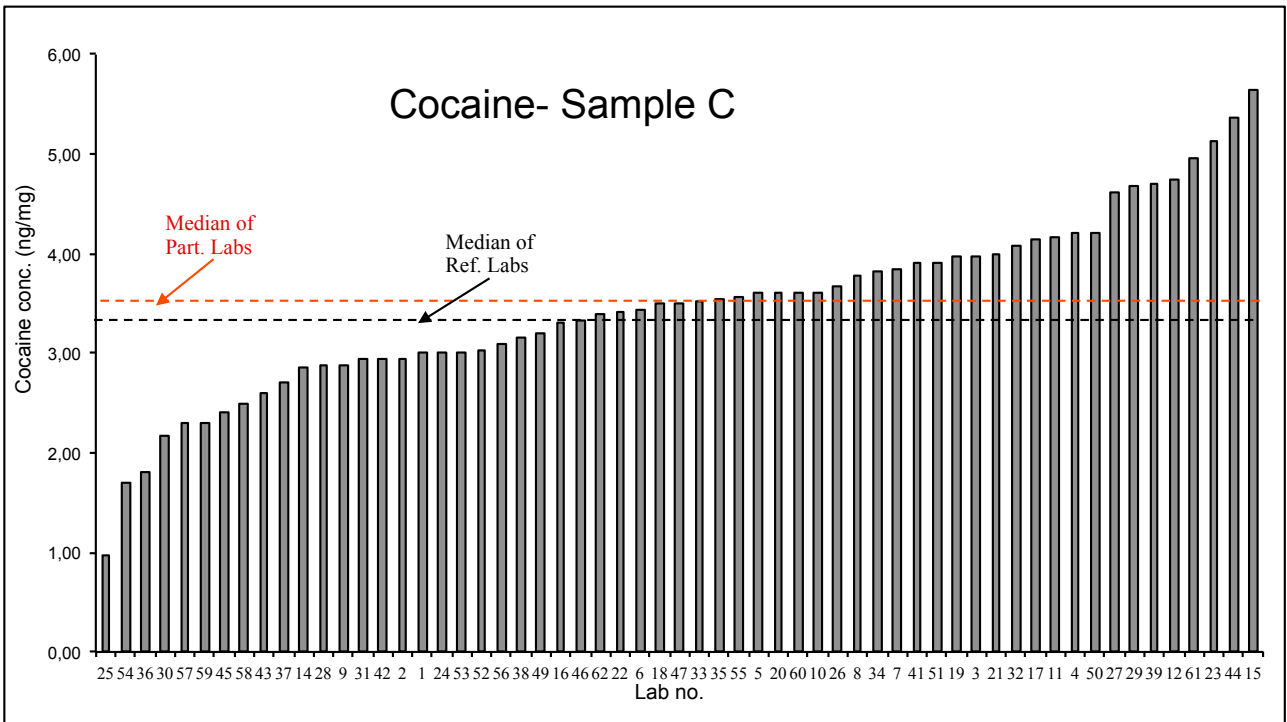


COCAINE

Lab	Cocaine (ng/mg)	Z-score	Result
1	3.00	-0.49	Satisfactory
2	2.95	-0.54	Satisfactory
3	3.98	0.47	Satisfactory
4	4.20	0.69	Satisfactory
5	3.60	0.10	Satisfactory
6	3.44	-0.06	Satisfactory
7	3.84	0.33	Satisfactory
8	3.79	0.28	Satisfactory
9	2.89	-0.60	Satisfactory
10	3.61	0.11	Satisfactory
11	4.17	0.66	Satisfactory
12	4.75	1.23	Satisfactory
14	2.86	-0.63	Satisfactory
15	5.65	2.11	Questionable
16	3.30	-0.20	Satisfactory
17	4.15	0.64	Satisfactory
18	3.50	0.00	Satisfactory
19	3.97	0.46	Satisfactory
20	3.60	0.10	Satisfactory
21	4.00	0.49	Satisfactory
22	3.41	-0.09	Satisfactory
23	5.13	1.60	Satisfactory
24	3.00	-0.49	Satisfactory
25	0.96	-2.49	Questionable
26	3.67	0.17	Satisfactory
27	4.62	1.10	Satisfactory
28	2.88	-0.60	Satisfactory
29	4.69	1.17	Satisfactory
30	2.17	-1.30	Satisfactory
31	2.94	-0.55	Satisfactory
32	4.08	0.57	Satisfactory
33	3.52	0.02	Satisfactory
34	3.82	0.31	Satisfactory
35	3.55	0.05	Satisfactory
36	1.81	-1.66	Satisfactory
37	2.70	-0.78	Satisfactory
38	3.15	-0.34	Satisfactory
39	4.71	1.19	Satisfactory
40	P		
41	3.90	0.39	Satisfactory
42	2.95	-0.54	Satisfactory
43	2.60	-0.89	Satisfactory
44	5.37	1.83	Satisfactory
45	2.40	-1.08	Satisfactory
46	3.33	-0.17	Satisfactory
47	3.50	0.00	Satisfactory
48	P		
49	3.20	-0.29	Satisfactory
50	4.20	0.69	Satisfactory
51	3.91	0.40	Satisfactory
52	3.03	-0.46	Satisfactory
53	3.00	-0.49	Satisfactory

Lab	Cocaine (ng/mg)	Z-score	Result
54	1.70	-1.76	Satisfactory
55	3.57	0.07	Satisfactory
56	3.10	-0.39	Satisfactory
57	2.29	-1.19	Satisfactory
58	2.50	-0.98	Satisfactory
59	2.30	-1.18	Satisfactory
60	3.60	0.10	Satisfactory
61	4.97	1.44	Satisfactory
62	3.40	-0.10	Satisfactory
54	1.70	-1.76	Satisfactory

Average	3.47
SD	0.89
CV%	25.58
Median	3.50
Minimum	0.96
Quartile 25	2.95
Quartile 75	3.98
Maximum	5.65
Iqr	1.02

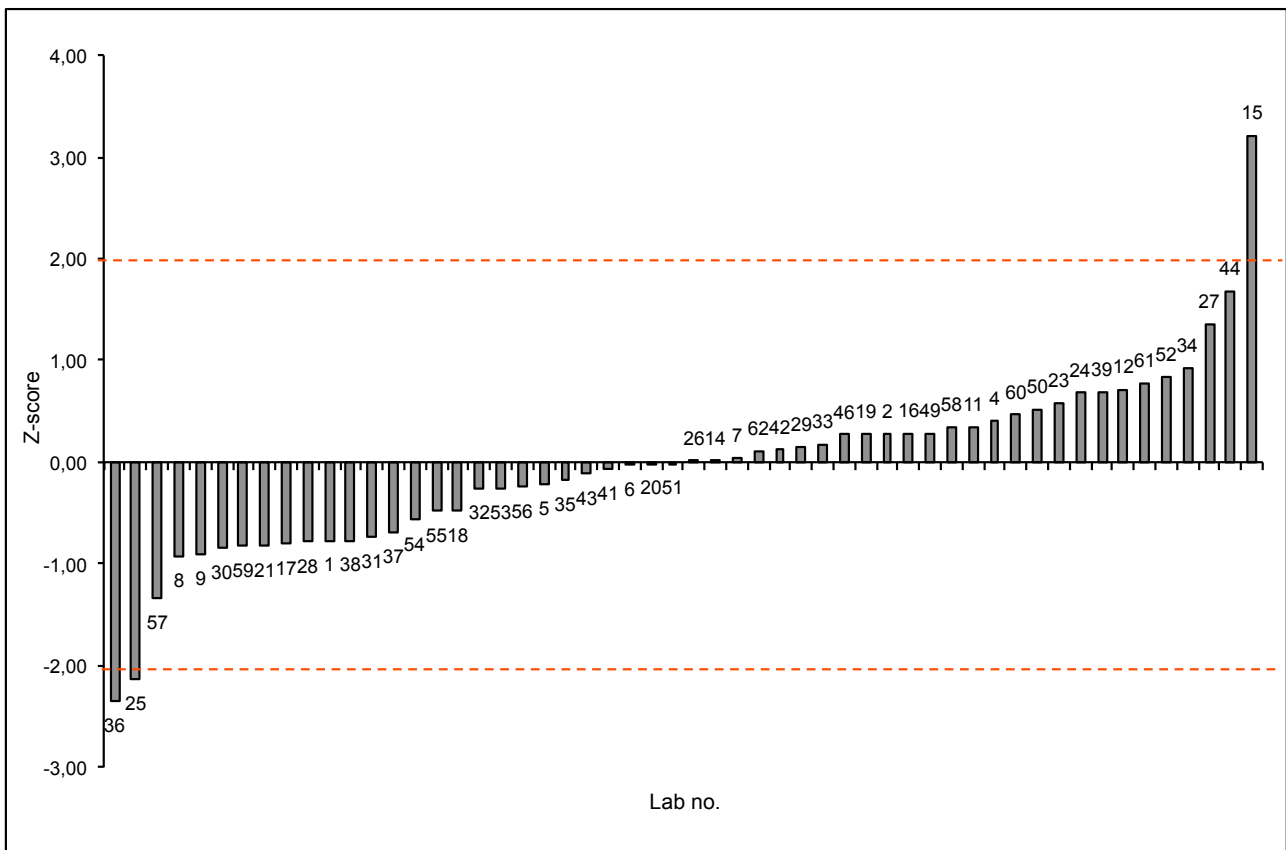
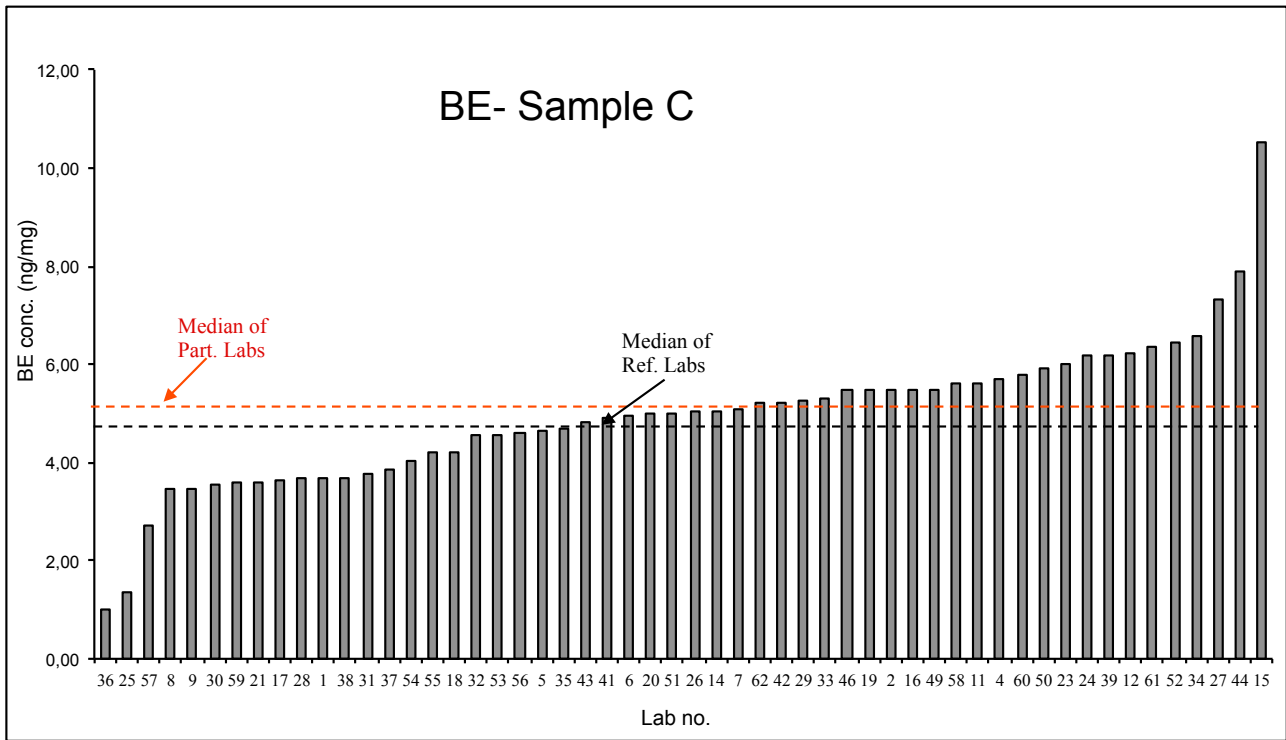


BENZOYLECGONINE (BE)

Lab	BE (ng/mg)	Z-score	Result
1	3.70	-0.77	Satisfactory
2	5.49	0.28	Satisfactory
3	>1.0		
4	5.70	0.40	Satisfactory
5	4.65	-0.21	Satisfactory
6	4.97	-0.02	Satisfactory
7	5.09	0.05	Satisfactory
8	3.44	-0.92	Satisfactory
9	3.47	-0.90	Satisfactory
10	>1.0		
11	5.61	0.35	Satisfactory
12	6.24	0.72	Satisfactory
14	5.03	0.01	Satisfactory
15	10.51	3.22	Unsatisfactory
16	5.50	0.29	Satisfactory
17	3.64	-0.80	Satisfactory
18	4.20	-0.47	Satisfactory
19	5.48	0.27	Satisfactory
20	5.00	-0.01	Satisfactory
21	3.61	-0.82	Satisfactory
23	6.01	0.58	Satisfactory
24	6.18	0.68	Satisfactory
25	1.37	-2.13	Questionable
26	5.03	0.01	Satisfactory
27	7.34	1.36	Satisfactory
28	3.68	-0.78	Satisfactory
29	5.27	0.15	Satisfactory
30	3.57	-0.84	Satisfactory
31	3.76	-0.73	Satisfactory
32	4.58	-0.25	Satisfactory
33	5.32	0.18	Satisfactory
34	6.59	0.92	Satisfactory
35	4.71	-0.18	Satisfactory
36	1.00	-2.35	Questionable
37	3.85	-0.68	Satisfactory
38	3.70	-0.77	Satisfactory
39	6.20	0.70	Satisfactory
40	P		
41	4.90	-0.06	Satisfactory
42	5.23	0.13	Satisfactory
43	4.82	-0.11	Satisfactory
44	7.89	1.68	Satisfactory
45	>2.2		
46	5.48	0.27	Satisfactory
47	P		
48	P		
49	5.50	0.29	Satisfactory
50	5.90	0.52	Satisfactory
51	5.00	-0.01	Satisfactory
52	6.45	0.84	Satisfactory
53	4.58	-0.25	Satisfactory
54	4.05	-0.56	Satisfactory

Lab	BE (ng/mg)	Z-score	Result
55	4.19	-0.48	Satisfactory
56	4.60	-0.24	Satisfactory
57	2.73	-1.33	Satisfactory
58	5.60	0.35	Satisfactory
59	3.60	-0.82	Satisfactory
60	5.80	0.46	Satisfactory
61	6.34	0.78	Satisfactory
62	5.20	0.11	Satisfactory

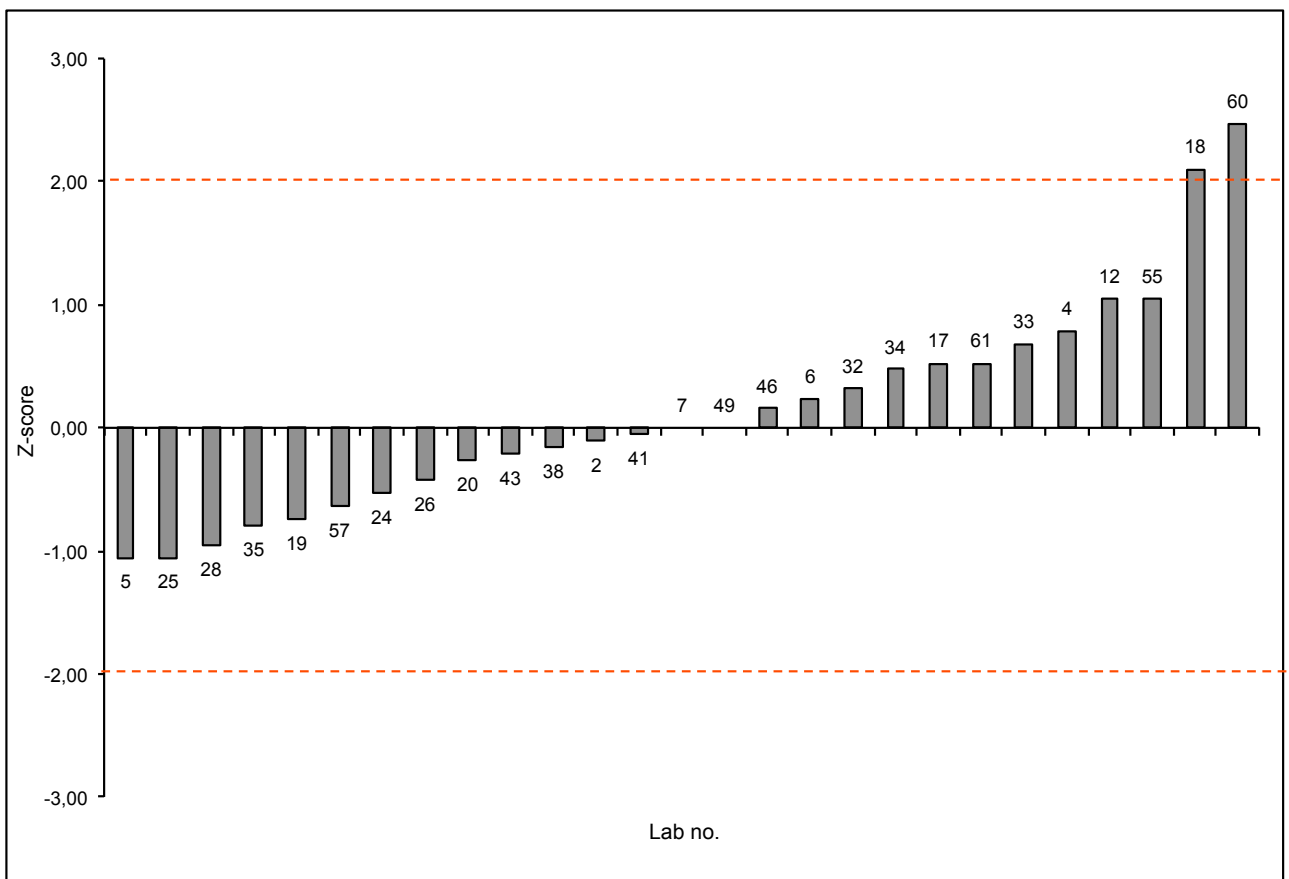
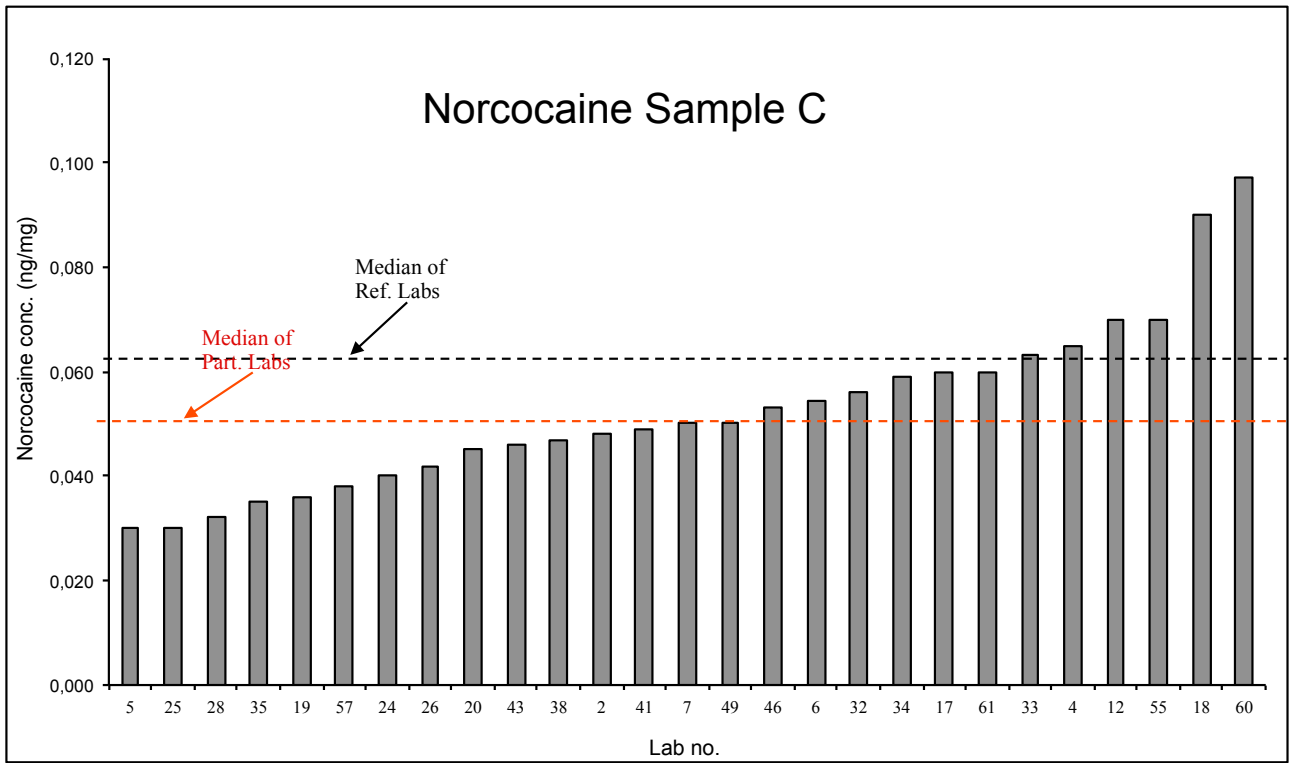
Average	4.95
SD	1.48
CV%	29.84
Median	5.01
Minimum	1.00
Quartile 25	3.90
Quartile 75	5.61
Maximum	10.51
Iqr	1.71



NORCOCAINE

Lab	Norcocaine (ng/mg)	Z-score	Result
2	0.048	-0.11	Satisfactory
3	N		
4	0.065	0.79	Satisfactory
5	0.030	-1.05	Satisfactory
6	0.055	0.24	Satisfactory
7	0.050	0.00	Satisfactory
12	0.070	1.05	Satisfactory
15	N		
16	<0.02		
17	0.060	0.53	Satisfactory
18	0.090	2.11	Questionable
19	0.036	-0.74	Satisfactory
20	0.045	-0.26	Satisfactory
21	U		
24	0.040	-0.53	Satisfactory
25	0.030	-1.05	Satisfactory
26	0.042	-0.42	Satisfactory
27	N		
28	0.032	-0.95	Satisfactory
31	N		
32	0.056	0.32	Satisfactory
33	0.063	0.68	Satisfactory
34	0.059	0.47	Satisfactory
35	0.035	-0.79	Satisfactory
37	N		
38	0.047	-0.16	Satisfactory
41	0.049	-0.05	Satisfactory
43	0.046	-0.21	Satisfactory
46	0.053	0.16	Satisfactory
47	N		
48	U		
49	0.050	0.00	Satisfactory
50	N		
51	<0.005		
53	n		
54	N		
55	0.070	1.05	Satisfactory
57	0.038	-0.63	Satisfactory
58	P		
59	N		
60	0.097	2.47	Questionable
61	0.060	0.53	Satisfactory

Average	0.052
SD	0.016
CV%	30.928
Median	0.050
Minimum	0.030
Quartile 25	0.041
Quartile 75	0.060
Maximum	0.097
Iqr	0.019

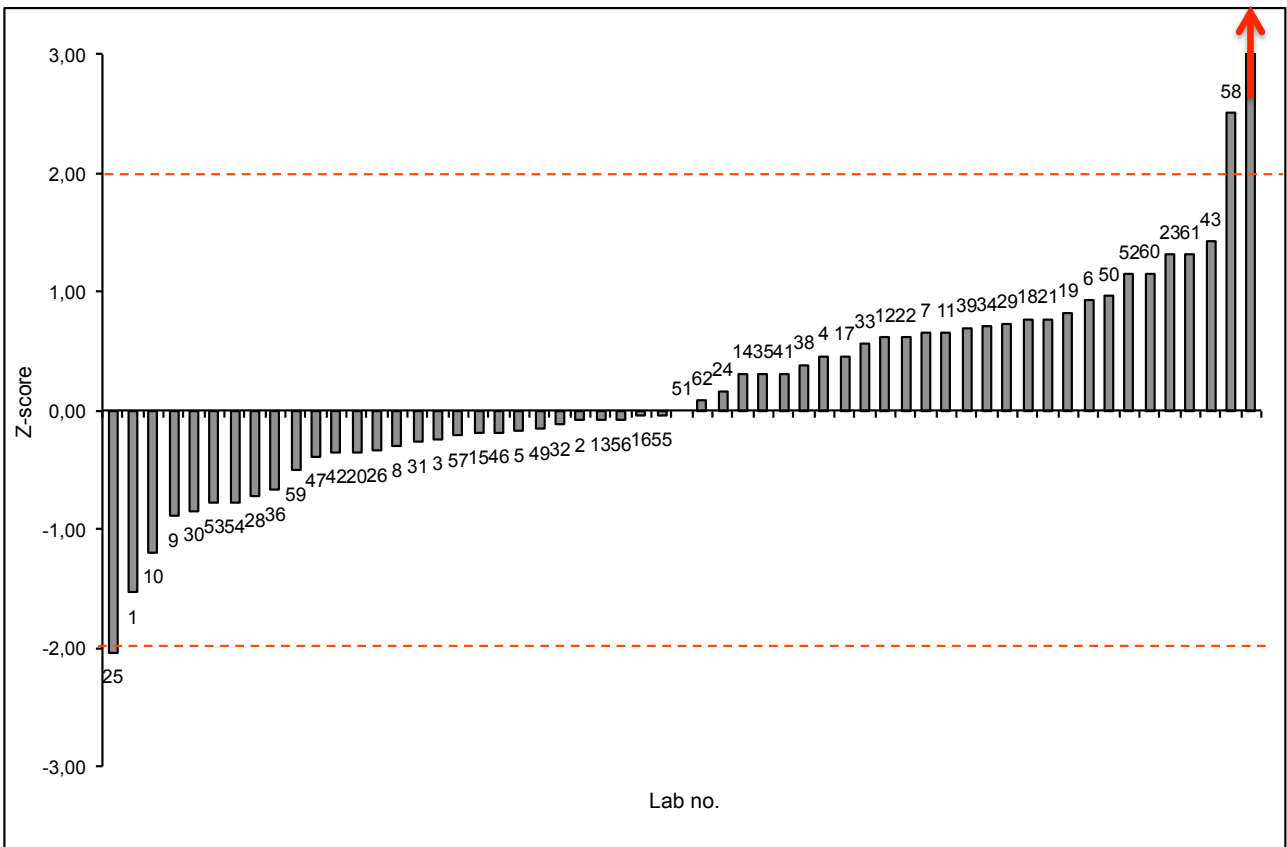
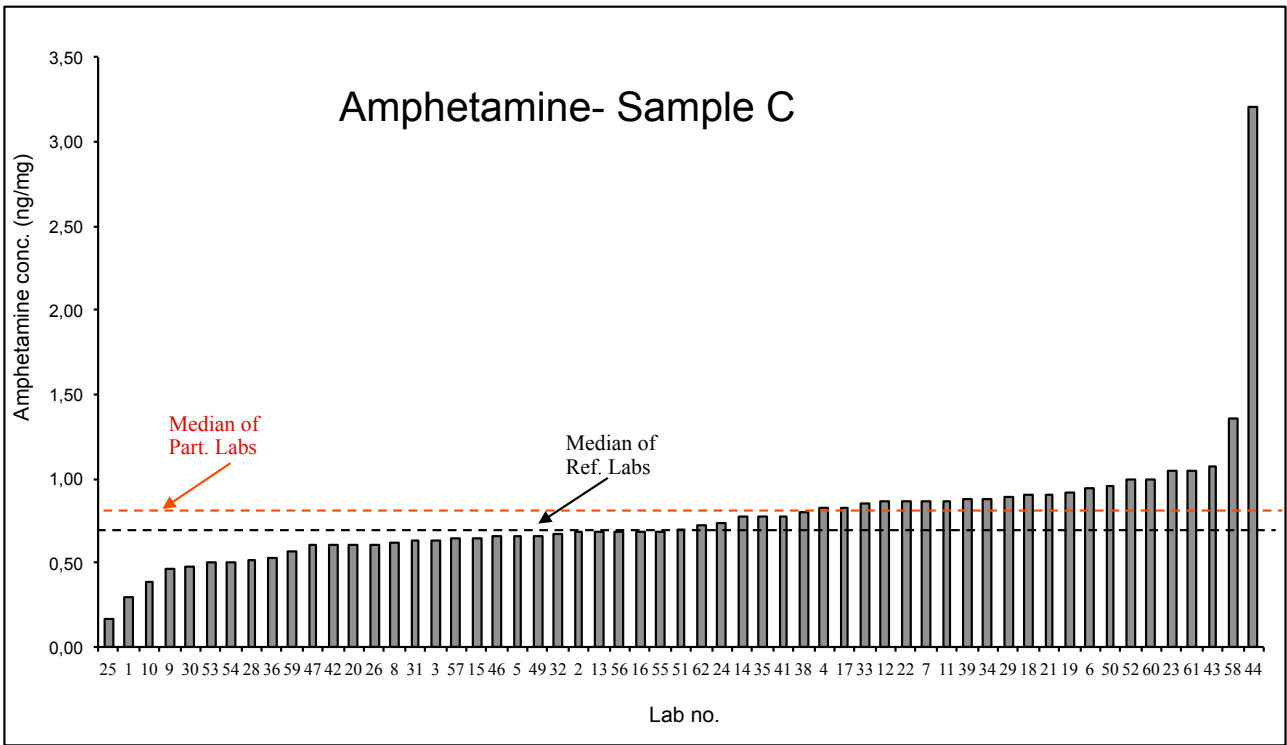


AMPHETAMINE

Lab	Amphetamine (ng/mg)	Z-score	Result
1	0.30	-1.54	Satisfactory
2	0.68	-0.08	Satisfactory
3	0.64	-0.24	Satisfactory
4	0.82	0.46	Satisfactory
5	0.66	-0.17	Satisfactory
6	0.94	0.93	Satisfactory
7	0.87	0.65	Satisfactory
8	0.62	-0.30	Satisfactory
9	0.47	-0.89	Satisfactory
10	0.39	-1.19	Satisfactory
11	0.87	0.65	Satisfactory
12	0.86	0.62	Satisfactory
13	0.68	-0.08	Satisfactory
14	0.78	0.31	Satisfactory
15	0.65	-0.19	Satisfactory
16	0.69	-0.04	Satisfactory
17	0.82	0.46	Satisfactory
18	0.90	0.77	Satisfactory
19	0.91	0.82	Satisfactory
20	0.61	-0.35	Satisfactory
21	0.90	0.77	Satisfactory
22	0.86	0.62	Satisfactory
23	1.04	1.31	Satisfactory
24	0.74	0.15	Satisfactory
25	0.17	-2.04	Questionable
26	0.61	-0.34	Satisfactory
28	0.51	-0.72	Satisfactory
29	0.89	0.73	Satisfactory
30	0.48	-0.84	Satisfactory
31	0.63	-0.27	Satisfactory
32	0.67	-0.12	Satisfactory
33	0.85	0.57	Satisfactory
34	0.88	0.71	Satisfactory
35	0.78	0.31	Satisfactory
36	0.53	-0.67	Satisfactory
37	N		
38	0.80	0.38	Satisfactory
39	0.88	0.69	Satisfactory
40	P		
41	0.78	0.31	Satisfactory
42	0.61	-0.35	Satisfactory
43	1.07	1.42	Satisfactory
44	3.20	9.62	Unsatisfactory
46	0.65	-0.18	Satisfactory
47	0.60	-0.38	Satisfactory
48	P		
49	0.66	-0.15	Satisfactory
50	0.95	0.96	Satisfactory
51	0.70	0.00	Satisfactory
52	1.00	1.14	Satisfactory
53	0.50	-0.77	Satisfactory
54	0.50	-0.77	Satisfactory

Lab	Amphetamine (ng/mg)	Z-score	Result
55	0.69	-0.04	Satisfactory
56	0.68	-0.08	Satisfactory
57	0.65	-0.21	Satisfactory
58	1.35	2.50	Questionable
59	0.57	-0.50	Satisfactory
60	1.00	1.15	Satisfactory
61	1.04	1.31	Satisfactory
62	0.72	0.08	Satisfactory

Average	0.78
SD	0.38
CV%	49.08
Median	0.70
Minimum	0.17
Quartile 25	0.62
Quartile 75	0.88
Maximum	3.20
Iqr	0.26

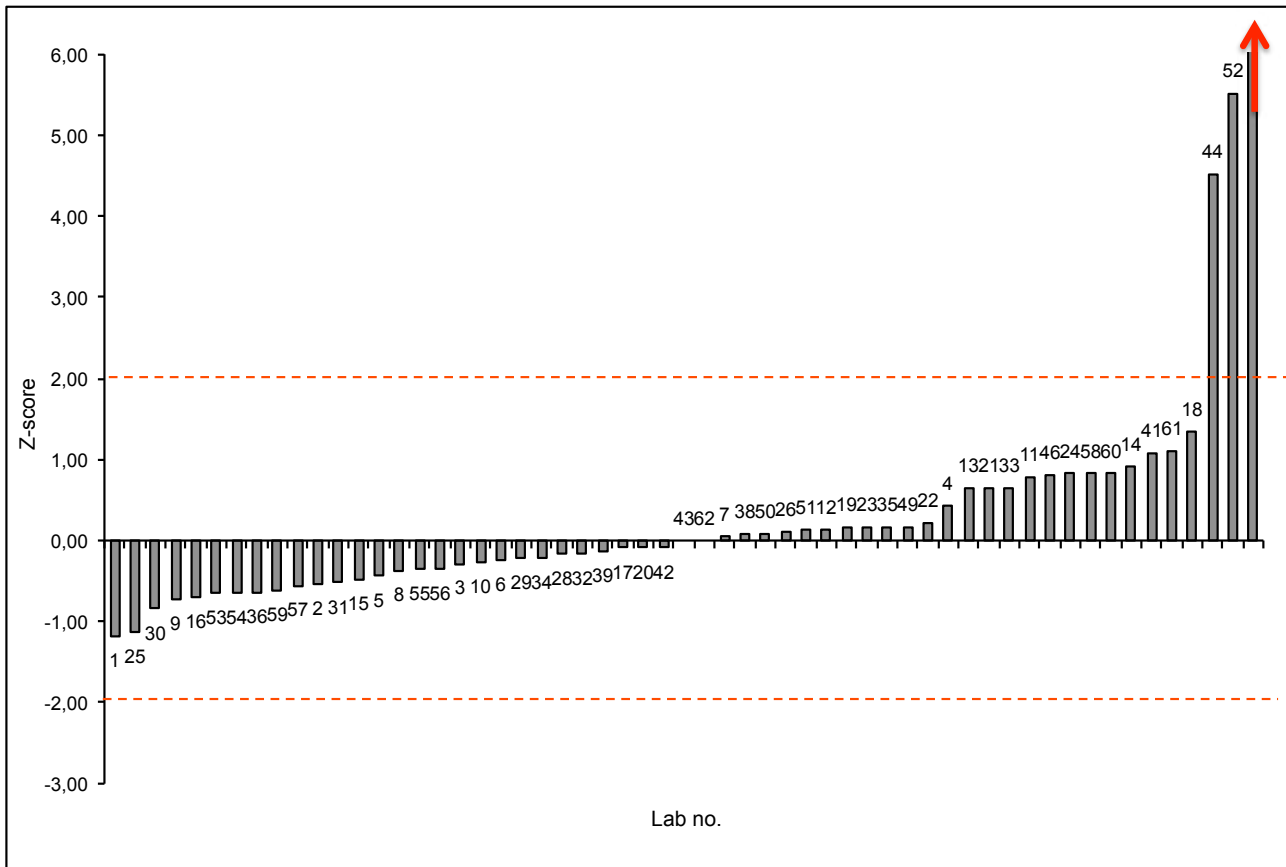
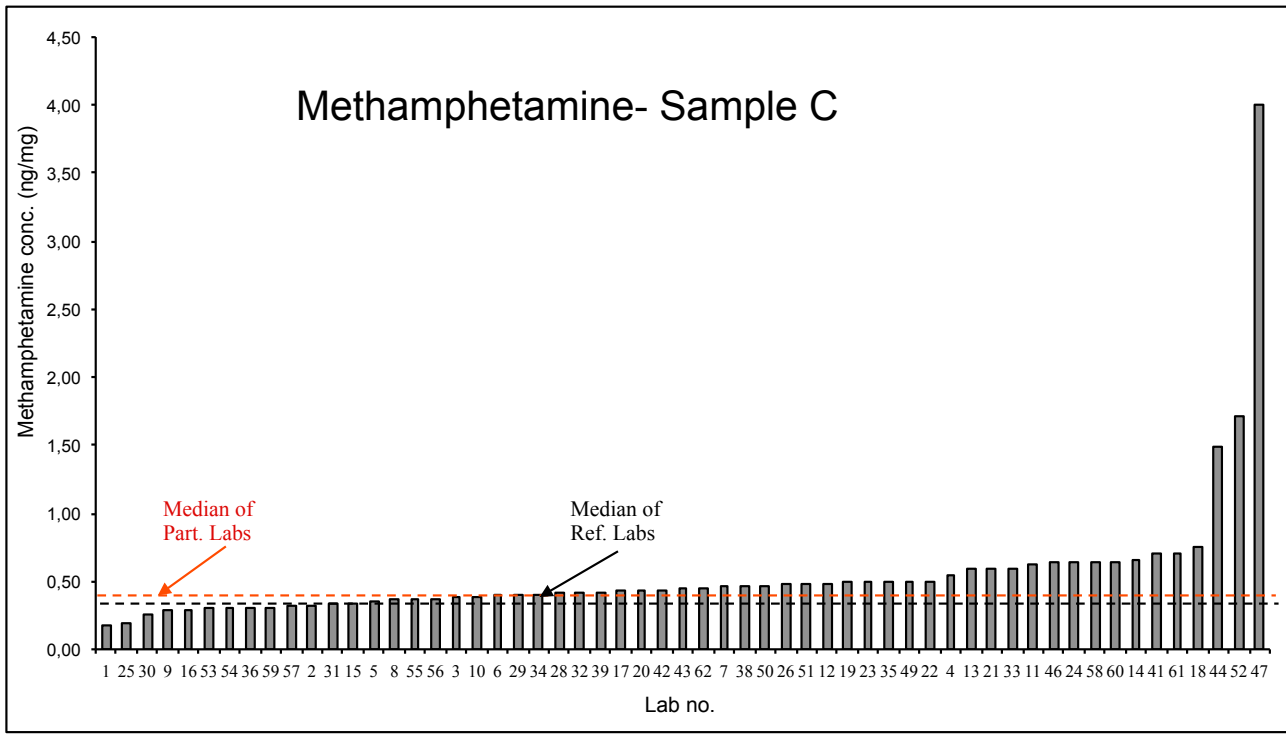


METHAMPHETAMINE

Lab	Methamphetamine (ng/mg)	Z-score	Result
1	0.18	-1.17	Satisfactory
2	0.33	-0.53	Satisfactory
3	0.39	-0.28	Satisfactory
4	0.55	0.43	Satisfactory
5	0.35	-0.43	Satisfactory
6	0.40	-0.23	Satisfactory
7	0.46	0.04	Satisfactory
8	0.37	-0.37	Satisfactory
9	0.28	-0.73	Satisfactory
10	0.39	-0.26	Satisfactory
11	0.63	0.78	Satisfactory
12	0.48	0.13	Satisfactory
13	0.60	0.65	Satisfactory
14	0.66	0.91	Satisfactory
15	0.34	-0.48	Satisfactory
16	0.29	-0.70	Satisfactory
17	0.43	-0.09	Satisfactory
18	0.76	1.35	Satisfactory
19	0.49	0.17	Satisfactory
20	0.43	-0.09	Satisfactory
21	0.60	0.65	Satisfactory
22	0.50	0.22	Satisfactory
23	0.49	0.17	Satisfactory
24	0.64	0.83	Satisfactory
25	0.19	-1.13	Satisfactory
26	0.47	0.10	Satisfactory
28	0.41	-0.17	Satisfactory
29	0.40	-0.22	Satisfactory
30	0.26	-0.84	Satisfactory
31	0.33	-0.52	Satisfactory
32	0.41	-0.17	Satisfactory
33	0.60	0.65	Satisfactory
34	0.40	-0.22	Satisfactory
35	0.49	0.17	Satisfactory
36	0.30	-0.64	Satisfactory
37	N		
38	0.47	0.09	Satisfactory
39	0.42	-0.13	Satisfactory
40	P		
41	0.70	1.09	Satisfactory
42	0.43	-0.09	Satisfactory
43	0.45	0.00	Satisfactory
44	1.49	4.52	Unsatisfactory
46	0.64	0.81	Satisfactory
47	4.00	15.43	Unsatisfactory
48	P		
49	0.49	0.17	Satisfactory
50	0.47	0.09	Satisfactory
51	0.48	0.13	Satisfactory
52	1.72	5.52	Unsatisfactory
53	0.30	-0.65	Satisfactory
54	0.30	-0.65	Satisfactory

Lab	Methamphetamine (ng/mg)	Z-score	Result
55	0.37	-0.35	Satisfactory
56	0.37	-0.35	Satisfactory
57	0.32	-0.55	Satisfactory
58	0.64	0.83	Satisfactory
59	0.31	-0.61	Satisfactory
60	0.64	0.83	Satisfactory
61	0.70	1.10	Satisfactory
62	0.45	0.00	Satisfactory

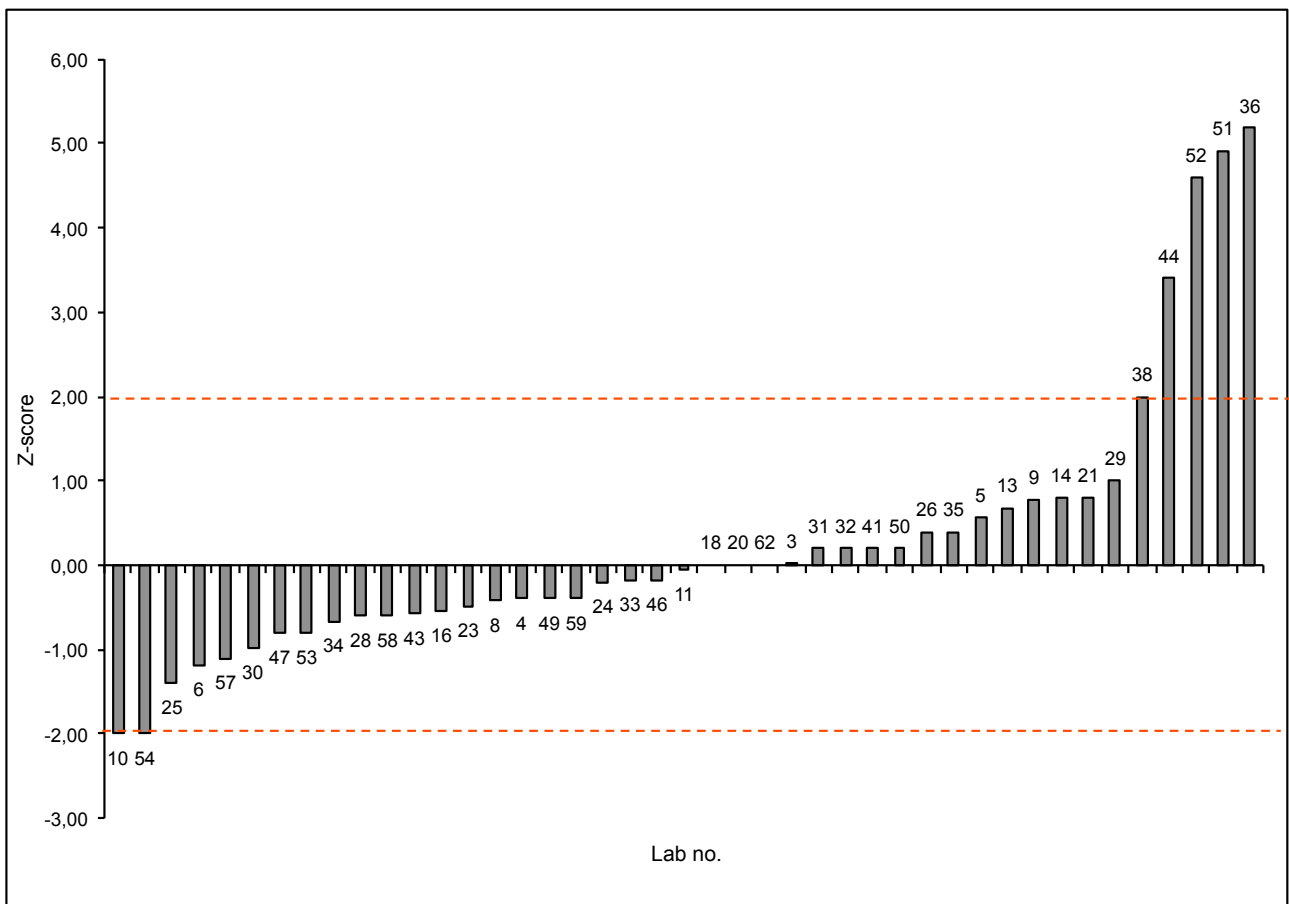
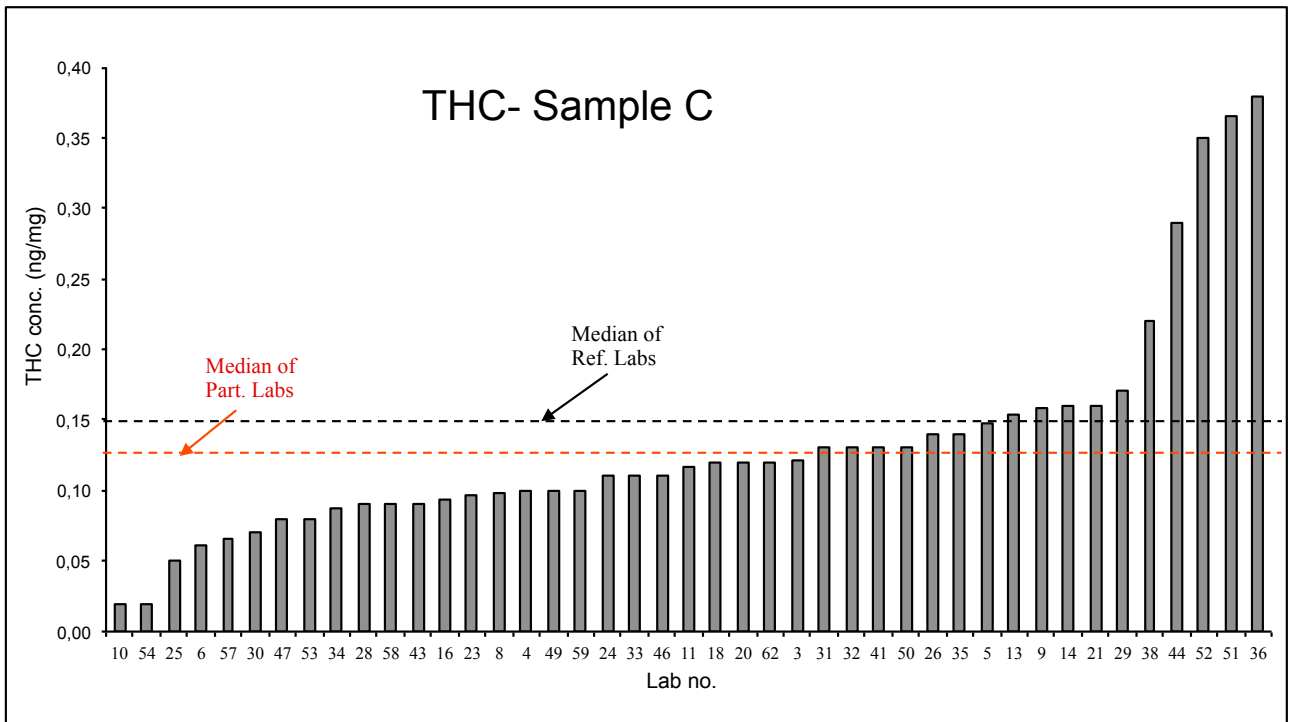
Average	0.55
SD	0.52
CV%	94.99
Median	0.45
Minimum	0.18
Quartile 25	0.37
Quartile 75	0.60
Maximum	4.00
Iqr	0.23



Δ^9 -TETRAHYDROCANNABINOL (THC)

Lab	THC (ng/mg)	Z-score	Result
3	0.12	0.02	Satisfactory
4	0.10	-0.40	Satisfactory
5	0.15	0.56	Satisfactory
6	0.06	-1.18	Satisfactory
8	0.10	-0.42	Satisfactory
9	0.16	0.78	Satisfactory
10	0.02	-2.00	Questionable
11	0.12	-0.06	Satisfactory
13	0.15	0.68	Satisfactory
14	0.16	0.80	Satisfactory
16	0.09	-0.54	Satisfactory
18	0.12	0.00	Satisfactory
19	P		
20	0.12	0.00	Satisfactory
21	0.16	0.80	Satisfactory
23	0.10	-0.48	Satisfactory
24	0.11	-0.20	Satisfactory
25	0.05	-1.40	Satisfactory
26	0.14	0.40	Satisfactory
28	0.09	-0.60	Satisfactory
29	0.17	1.00	Satisfactory
30	0.07	-0.98	Satisfactory
31	0.13	0.20	Satisfactory
32	0.13	0.20	Satisfactory
33	0.11	-0.18	Satisfactory
34	0.09	-0.66	Satisfactory
35	0.14	0.40	Satisfactory
36	0.38	5.18	Unsatisfactory
38	0.22	2.00	Questionable
39	N		
41	0.13	0.20	Satisfactory
43	0.09	-0.58	Satisfactory
44	0.29	3.40	Unsatisfactory
46	0.11	-0.18	Satisfactory
47	0.08	-0.80	Satisfactory
48	P		
49	0.10	-0.40	Satisfactory
50	0.13	0.20	Satisfactory
51	0.37	4.92	Unsatisfactory
52	0.35	4.60	Unsatisfactory
53	0.08	-0.80	Satisfactory
54	0.02	-2.00	Questionable
57	0.07	-1.10	Satisfactory
58	0.09	-0.60	Satisfactory
59	0.10	-0.40	Satisfactory
62	0.12	0.00	Satisfactory

Average	0.13
SD	0.08
CV%	59.72
Median	0.12
Minimum	0.02
Quartile 25	0.09
Quartile 75	0.14
Maximum	0.38
Iqr	0.05

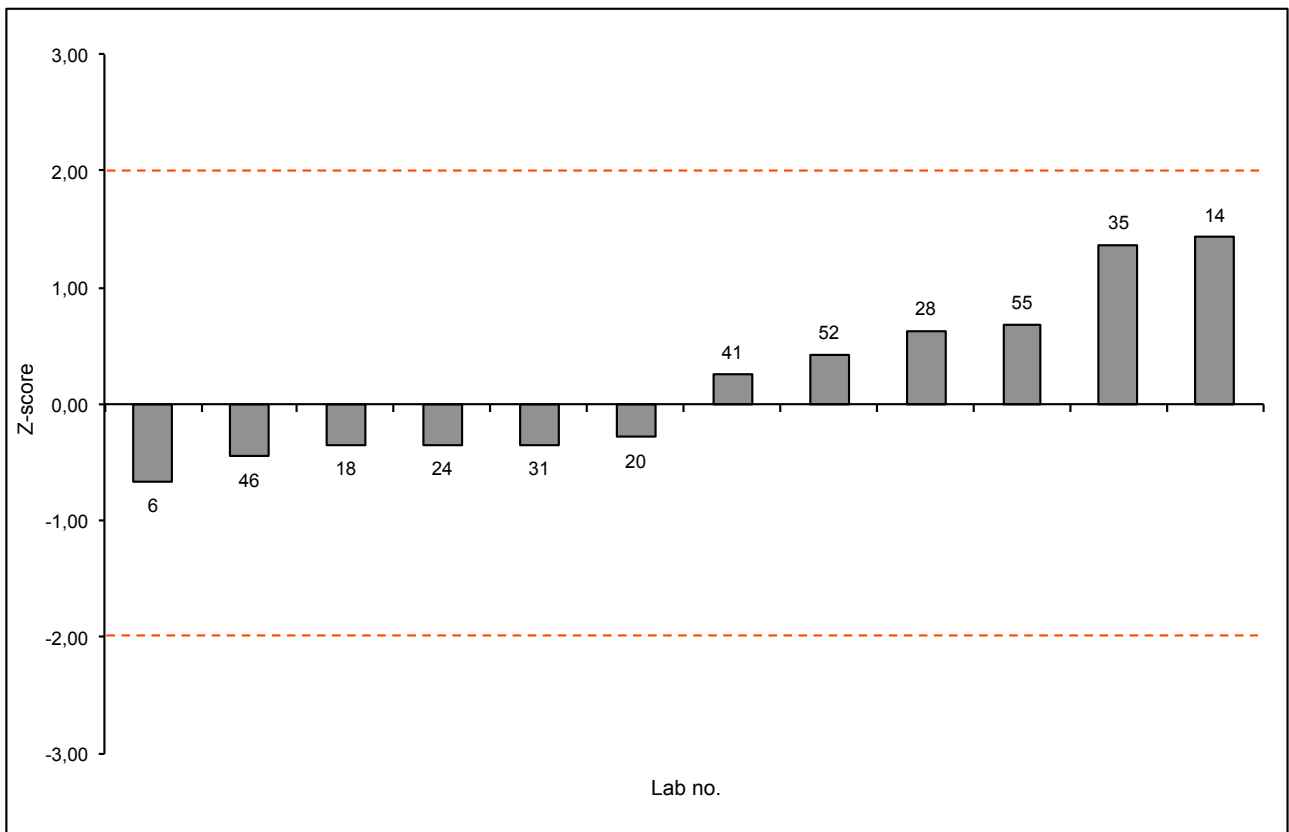
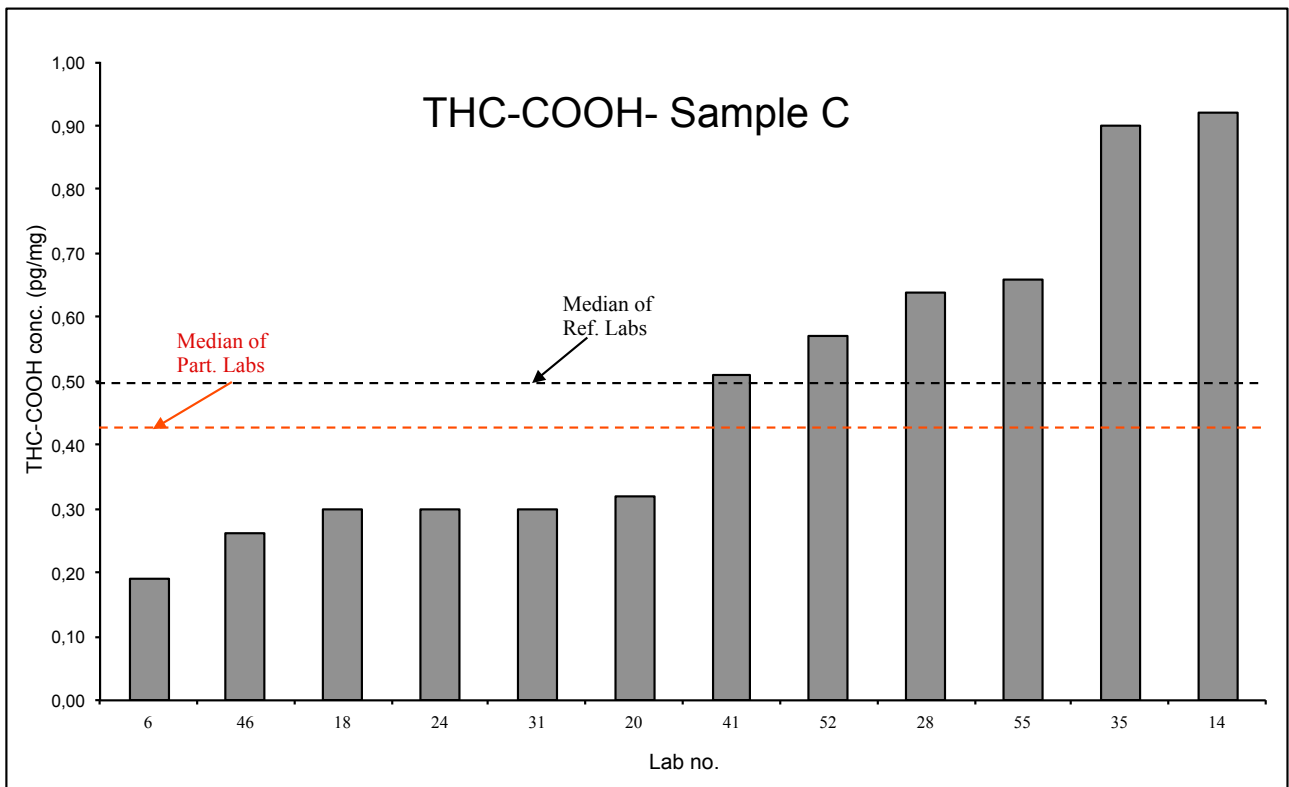


11-nor- Δ^9 -TETRAHYDROCANNABINOL-9-CARBOXYLIC ACID (THC-COOH)

Lab	THC-COOH (pg/mg)	Z-score	Result
6	0.19	-0.66	Satisfactory
11	<2.0		
14	0.92	1.43	Satisfactory
18	0.30	-0.34	Satisfactory
20	0.32	-0.29	Satisfactory
21	U		
23	N		
24	0.30	-0.34	Satisfactory
28	0.64	0.63	Satisfactory
31	0.30	-0.34	Satisfactory
35	0.90	1.37	Satisfactory
37	N		
41	0.51	0.26	Satisfactory
44	1774	Outlier*	Unsatisfactory
46	0.26	-0.45	Satisfactory
47	N		
48	U		
52	0.57	0.43	Satisfactory
53	N		
54	N		
55	0.66	0.69	Satisfactory

* Lab 44 has not been included in the statistical study

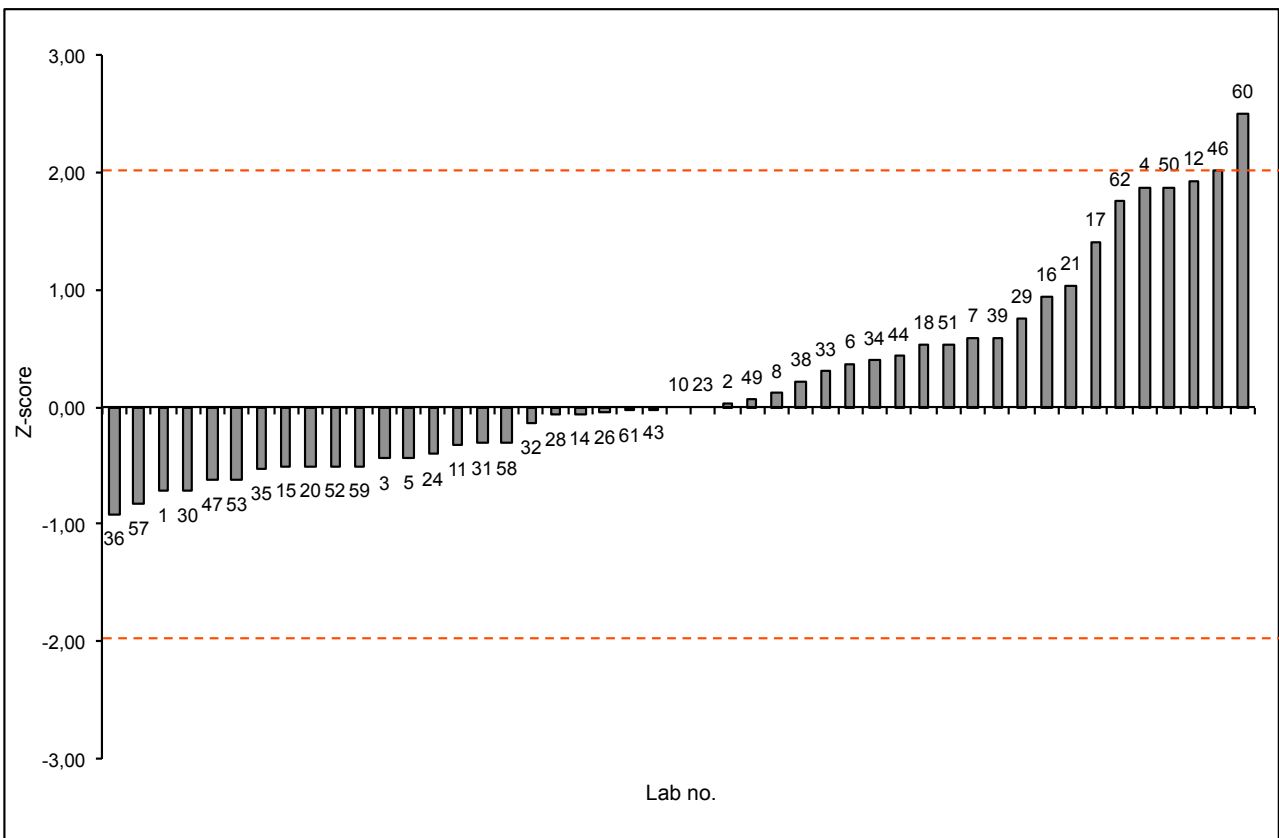
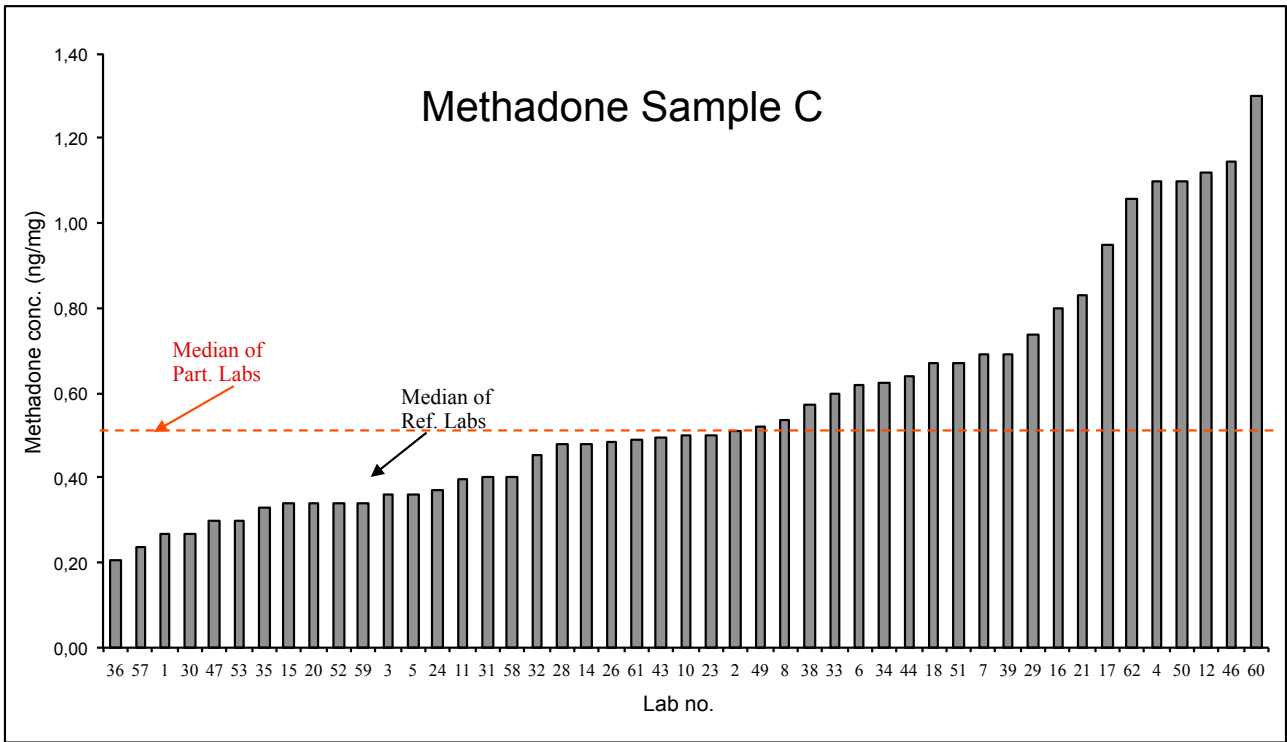
Average	0.49
SD	0.24
CV%	49.02
Median	0.42
Minimum	0.19
Quartile 25	0.30
Quartile 75	0.65
Maximum	0.92
Iqr	0.35



METHADONE

Lab	Methadone (ng/mg)	Z-score	Result
1	0.27	-0.72	Satisfactory
2	0.51	0.03	Satisfactory
3	0.36	-0.44	Satisfactory
4	1.10	1.88	Satisfactory
5	0.36	-0.44	Satisfactory
6	0.62	0.37	Satisfactory
7	0.69	0.59	Satisfactory
8	0.54	0.12	Satisfactory
10	0.50	0.00	Satisfactory
11	0.40	-0.32	Satisfactory
12	1.12	1.93	Satisfactory
14	0.48	-0.06	Satisfactory
15	0.34	-0.50	Satisfactory
16	0.80	0.94	Satisfactory
17	0.95	1.41	Satisfactory
18	0.67	0.53	Satisfactory
20	0.34	-0.50	Satisfactory
21	0.83	1.03	Satisfactory
22	N		
23	0.50	0.00	Satisfactory
24	0.37	-0.41	Satisfactory
26	0.48	-0.05	Satisfactory
28	0.48	-0.07	Satisfactory
29	0.74	0.75	Satisfactory
30	0.27	-0.72	Satisfactory
31	0.40	-0.31	Satisfactory
32	0.46	-0.14	Satisfactory
33	0.60	0.30	Satisfactory
34	0.63	0.39	Satisfactory
35	0.33	-0.53	Satisfactory
36	0.21	-0.92	Satisfactory
38	0.57	0.22	Satisfactory
39	0.69	0.59	Satisfactory
40	P		
43	0.50	-0.01	Satisfactory
44	0.64	0.43	Satisfactory
46	1.15	2.02	Questionable
47	0.30	-0.63	Satisfactory
48	P		
49	0.52	0.06	Satisfactory
50	1.10	1.88	Satisfactory
51	0.67	0.53	Satisfactory
52	0.34	-0.50	Satisfactory
53	0.30	-0.63	Satisfactory
57	0.24	-0.83	Satisfactory
58	0.40	-0.31	Satisfactory
59	0.34	-0.50	Satisfactory
60	1.30	2.50	Questionable
61	0.49	-0.03	Satisfactory
62	1.06	1.75	Satisfactory

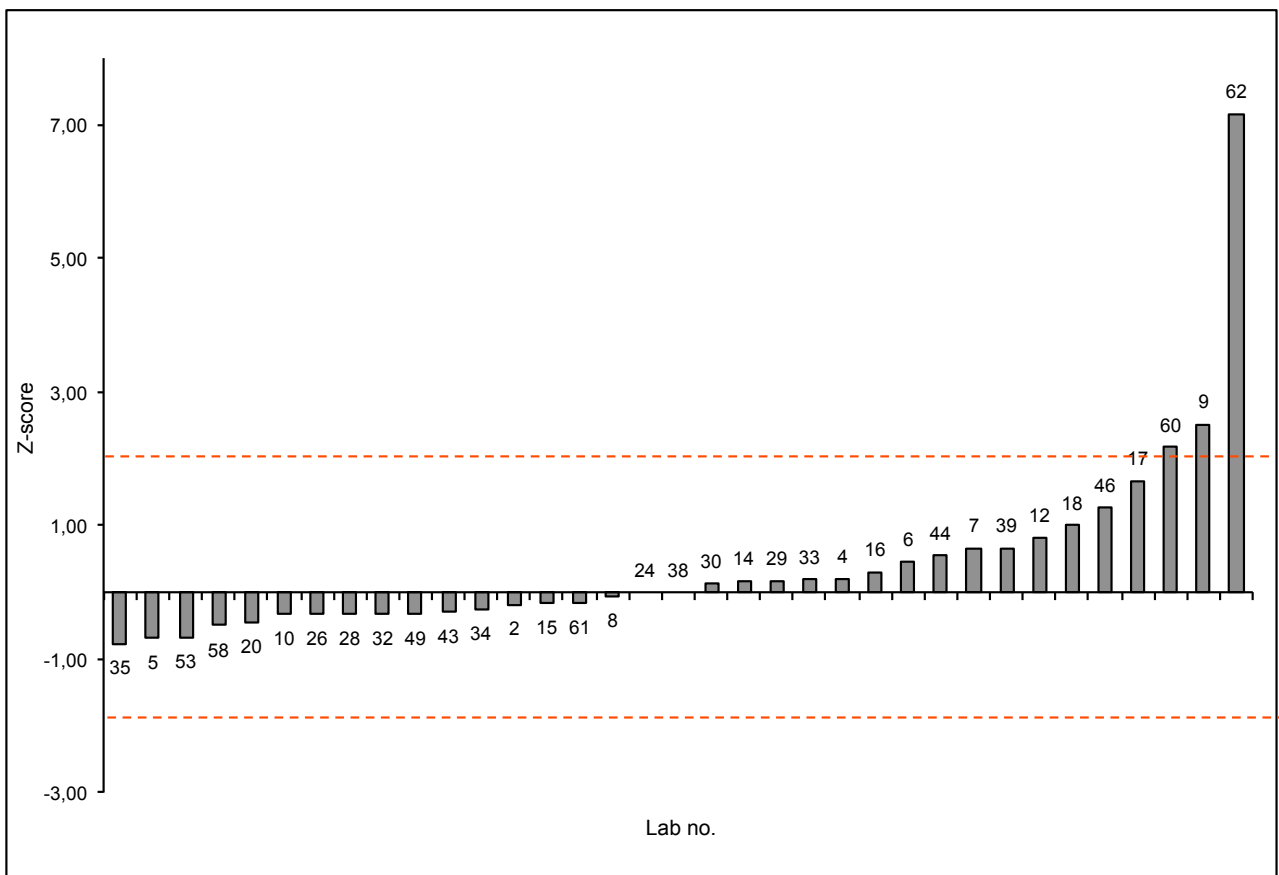
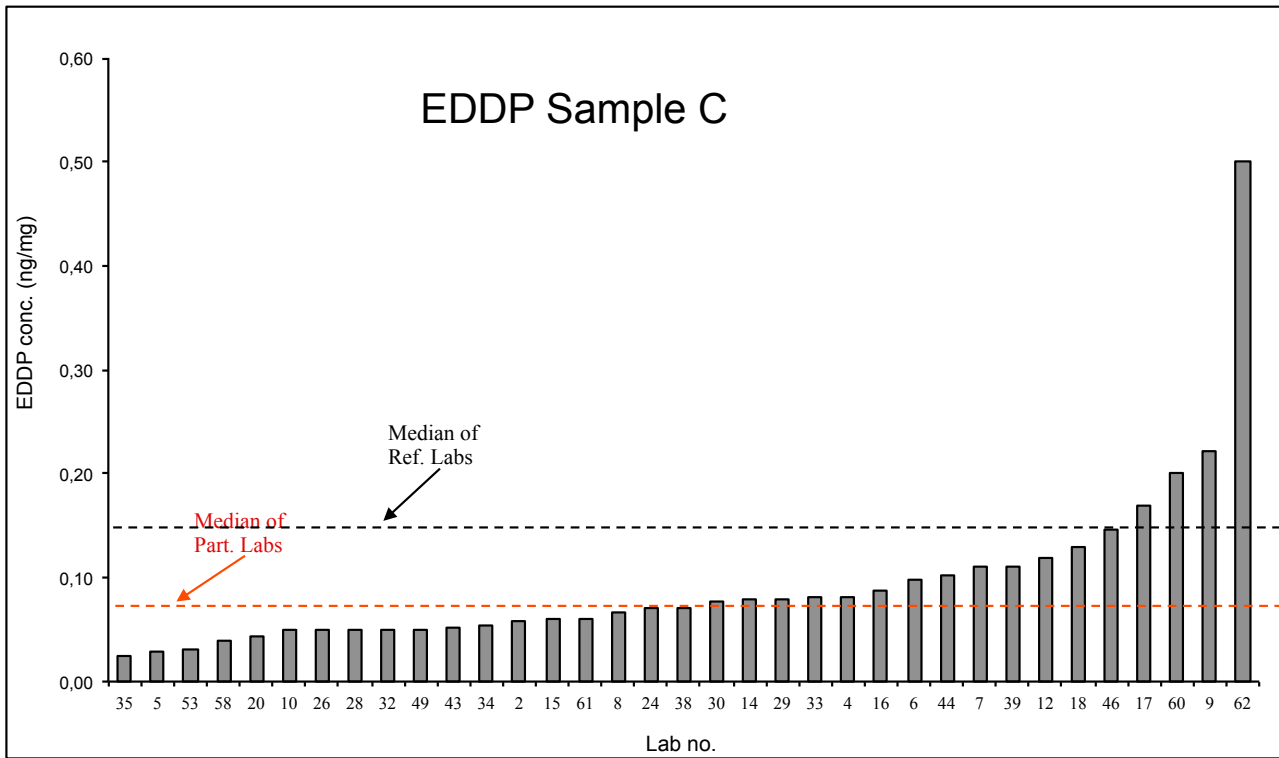
Average	0.57
SD	0.27
CV%	47.23
Median	0.50
Minimum	0.21
Quartile 25	0.36
Quartile 75	0.68
Maximum	1.30
Iqr	0.32



EDDP

Lab	EDDP (ng/mg)	Z-score	Result
1	N		
2	0.06	-0.18	Satisfactory
3	N		
4	0.08	0.20	Satisfactory
5	0.03	-0.68	Satisfactory
6	0.10	0.45	Satisfactory
7	0.11	0.67	Satisfactory
8	0.07	-0.05	Satisfactory
9	0.22	2.52	Questionable
10	0.05	-0.33	Satisfactory
11	<0.05		
12	0.12	0.82	Satisfactory
14	0.08	0.17	Satisfactory
15	0.06	-0.17	Satisfactory
16	0.09	0.30	Satisfactory
17	0.17	1.67	Satisfactory
18	0.13	1.00	Satisfactory
20	0.04	-0.45	Satisfactory
21	P		
23	N		
24	0.07	0.00	Satisfactory
26	0.05	-0.33	Satisfactory
28	0.05	-0.33	Satisfactory
29	0.08	0.17	Satisfactory
30	0.08	0.13	Satisfactory
31	N		
32	0.05	-0.33	Satisfactory
33	0.08	0.18	Satisfactory
34	0.06	-0.25	Satisfactory
35	0.02	-0.77	Satisfactory
38	0.07	0.00	Satisfactory
39	0.11	0.67	Satisfactory
43	0.05	-0.30	Satisfactory
44	0.10	0.55	Satisfactory
46	0.15	1.27	Satisfactory
47	N		
48	U		
49	0.05	-0.33	Satisfactory
50	N		
53	0.03	-0.67	Satisfactory
58	0.04	-0.50	Satisfactory
59	P		
60	0.20	2.17	Questionable
61	0.06	-0.17	Satisfactory
62	0.50	7.17	Unsatisfactory

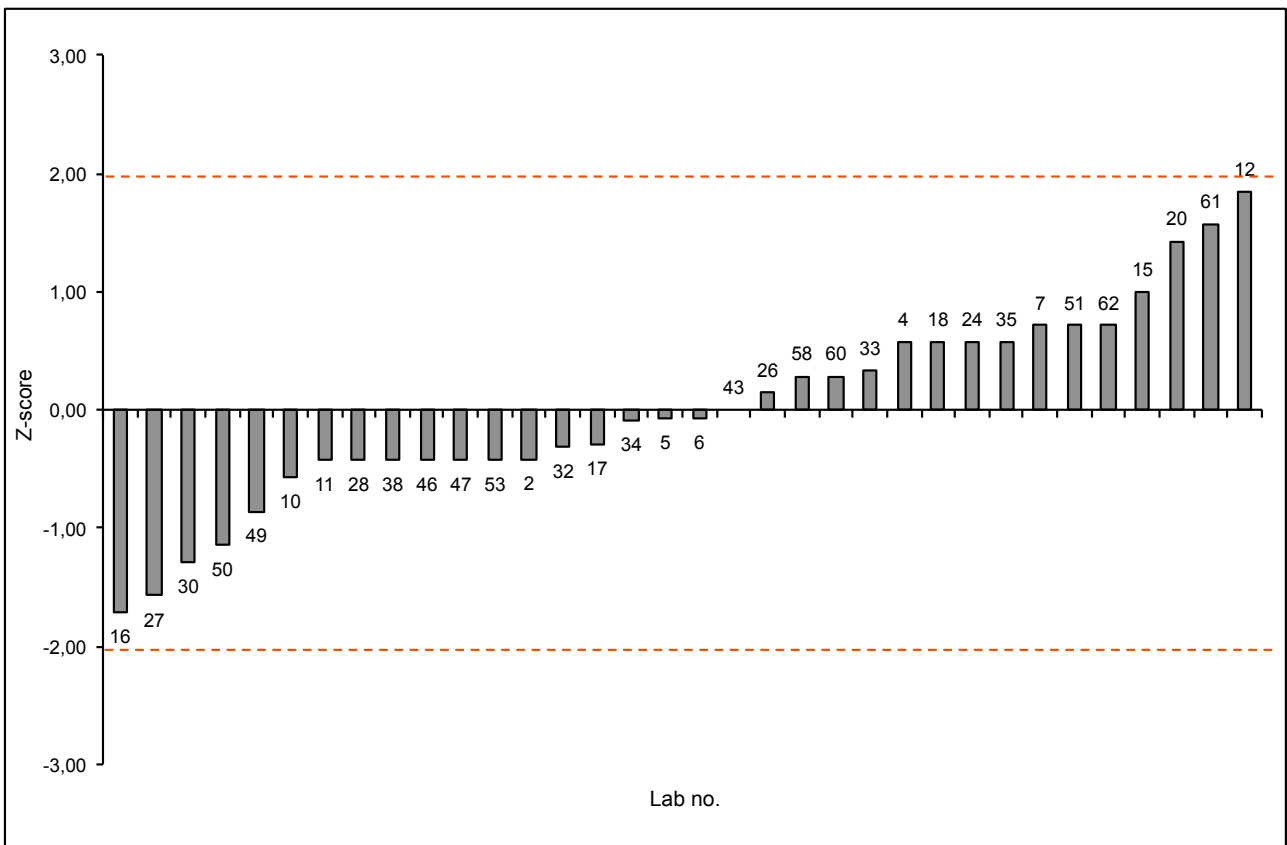
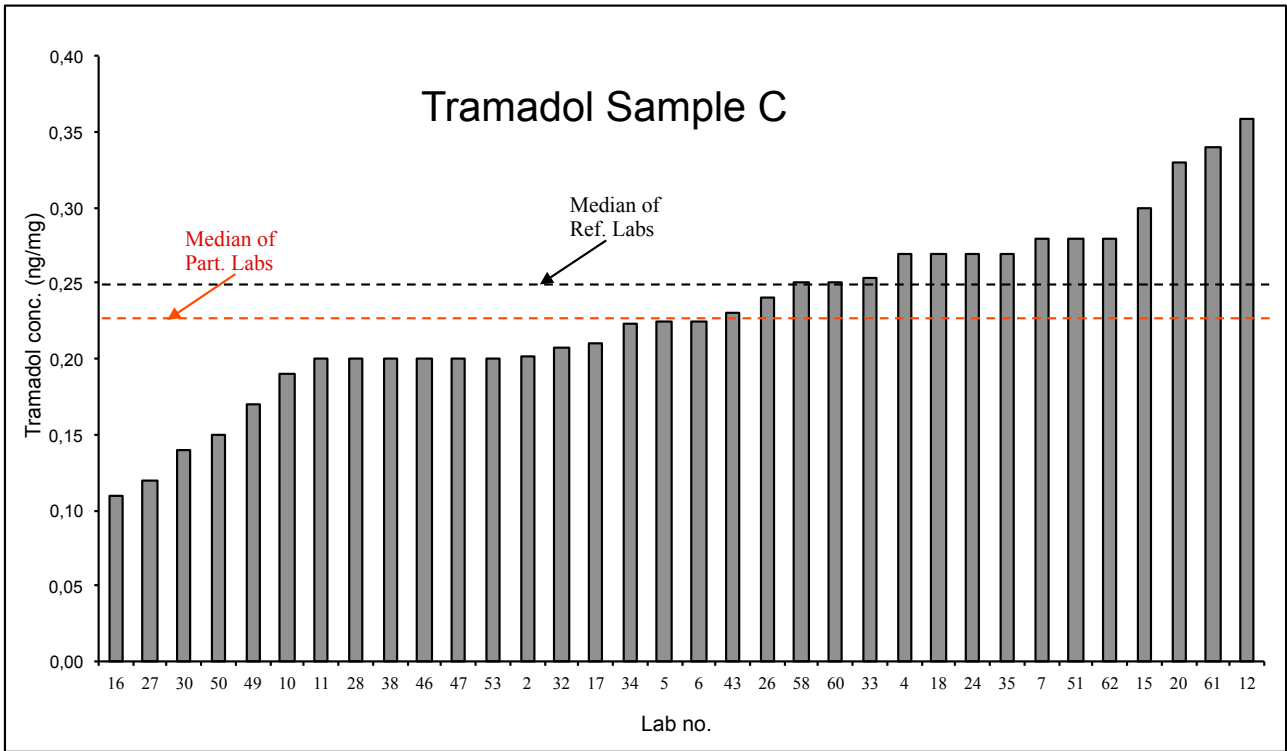
Average	0.09
SD	0.08
CV%	87.96
Median	0.07
Minimum	0.02
Quartile 25	0.05
Quartile 75	0.11
Maximum	0.50
Iqr	0.06



TRAMADOL

Lab	Tramadol (ng/mg)	Z-score	Result
1	N		
2	0.20	-0.41	Satisfactory
4	0.27	0.57	Satisfactory
5	0.23	-0.07	Satisfactory
6	0.23	-0.07	Satisfactory
7	0.28	0.71	Satisfactory
10	0.19	-0.57	Satisfactory
11	0.20	-0.43	Satisfactory
12	0.36	1.84	Satisfactory
13	N		
15	0.30	1.00	Satisfactory
16	0.11	-1.71	Satisfactory
17	0.21	-0.29	Satisfactory
18	0.27	0.57	Satisfactory
20	0.33	1.43	Satisfactory
21	P		
24	0.27	0.57	Satisfactory
26	0.24	0.14	Satisfactory
27	0.12	-1.57	Satisfactory
28	0.20	-0.43	Satisfactory
30	0.14	-1.29	Satisfactory
31	N		
32	0.21	-0.31	Satisfactory
33	0.25	0.33	Satisfactory
34	0.22	-0.09	Satisfactory
35	0.27	0.57	Satisfactory
38	0.20	-0.43	Satisfactory
40	P		
43	0.23	0.00	Satisfactory
46	0.20	-0.43	Satisfactory
47	0.20	-0.43	Satisfactory
48	U		
49	0.17	-0.86	Satisfactory
50	0.15	-1.14	Satisfactory
51	0.28	0.71	Satisfactory
52	P		
53	0.20	-0.43	Satisfactory
58	0.25	0.29	Satisfactory
60	0.25	0.29	Satisfactory
61	0.34	1.57	Satisfactory
62	0.28	0.71	Satisfactory

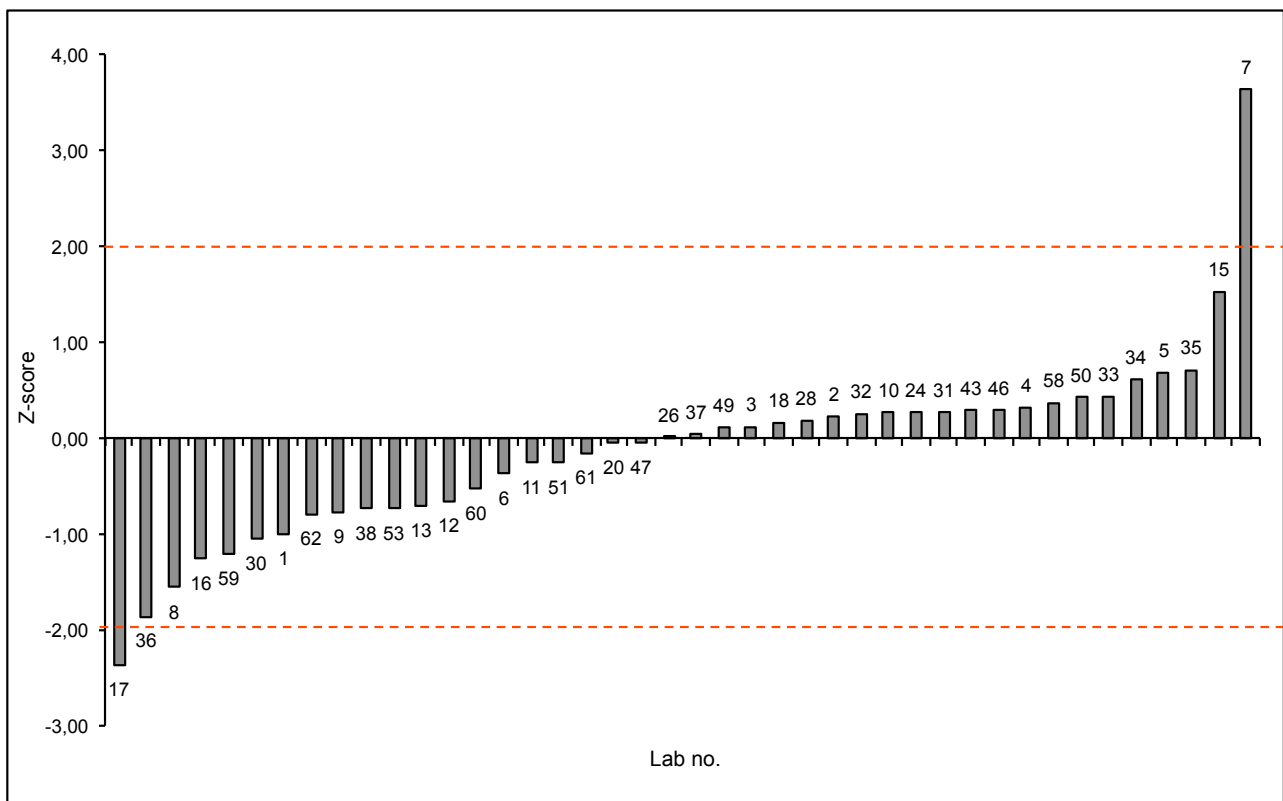
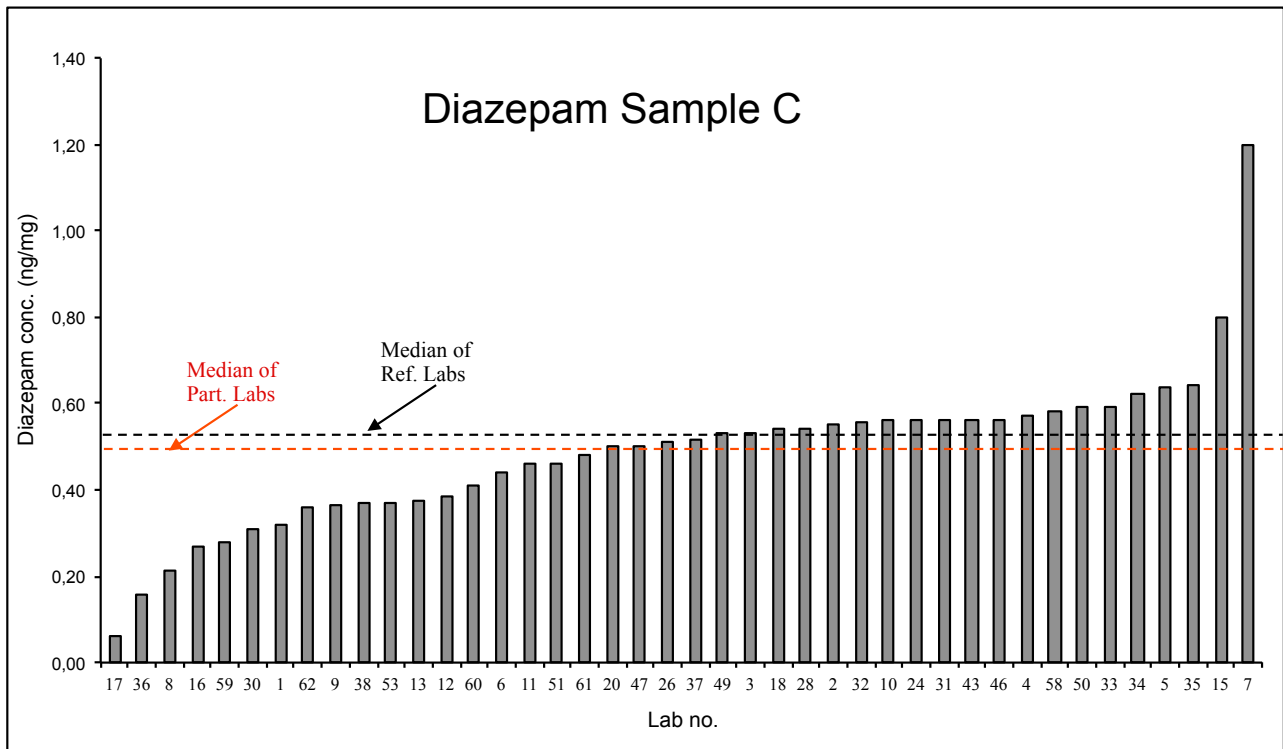
Average	0.23
SD	0.06
CV%	24.91
Median	0.23
Minimum	0.11
Quartile 25	0.20
Quartile 75	0.27
Maximum	0.36
Iqr	0.07



DIAZEPAM

Lab	Diazepam (ng/mg)	Z-score	Result
1	0.32	-1.00	Satisfactory
2	0.55	0.22	Satisfactory
3	0.53	0.12	Satisfactory
4	0.57	0.32	Satisfactory
5	0.64	0.68	Satisfactory
6	0.44	-0.37	Satisfactory
7	1.20	3.63	Unsatisfactory
8	0.21	-1.56	Satisfactory
9	0.36	-0.77	Satisfactory
10	0.56	0.26	Satisfactory
11	0.46	-0.26	Satisfactory
12	0.39	-0.65	Satisfactory
13	0.38	-0.71	Satisfactory
15	0.80	1.53	Satisfactory
16	0.27	-1.26	Satisfactory
17	0.06	-2.37	Questionable
18	0.54	0.16	Satisfactory
20	0.50	-0.05	Satisfactory
24	0.56	0.26	Satisfactory
26	0.51	0.01	Satisfactory
28	0.54	0.18	Satisfactory
30	0.31	-1.05	Satisfactory
31	0.56	0.26	Satisfactory
32	0.56	0.25	Satisfactory
33	0.59	0.43	Satisfactory
34	0.63	0.61	Satisfactory
35	0.65	0.71	Satisfactory
36	0.16	-1.86	Satisfactory
37	0.52	0.04	Satisfactory
38	0.37	-0.74	Satisfactory
40	U		
43	0.56	0.28	Satisfactory
46	0.56	0.28	Satisfactory
47	0.50	-0.05	Satisfactory
48	P		
49	0.53	0.11	Satisfactory
50	0.59	0.42	Satisfactory
51	0.46	-0.26	Satisfactory
52	P		
53	0.37	-0.74	Satisfactory
58	0.58	0.37	Satisfactory
59	0.28	-1.21	Satisfactory
60	0.41	-0.53	Satisfactory
61	0.48	-0.16	Satisfactory
62	0.36	-0.79	Satisfactory

Average	0.49
SD	0.18
CV%	37.09
Median	0.51
Minimum	0.06
Quartile 25	0.37
Quartile 75	0.56
Maximum	1.20
Iqr	0.19



NORDAZEPAM

Lab	Nordazepam (ng/mg)	Z-score	Result
2	0.040	0.00	Satisfactory
3	N		
4	0.062	2.20	Questionable
5	0.043	0.30	Satisfactory
6	0.038	-0.20	Satisfactory
7	0.038	-0.20	Satisfactory
8	<0.050		
9	N		
10	0.040	0.00	Satisfactory
11	0.041	0.10	Satisfactory
12	0.034	-0.60	Satisfactory
13	N		
15	0.020	-2.00	Questionable
16	0.040	0.00	Satisfactory
17	0.050	1.00	Satisfactory
18	0.040	0.00	Satisfactory
20	0.044	0.40	Satisfactory
24	0.070	3.00	Unsatisfactory
26	0.038	-0.20	Satisfactory
28	0.032	-0.80	Satisfactory
30	<0.125		
31	N		
32	0.050	1.00	Satisfactory
33	0.046	0.60	Satisfactory
34	0.047	0.70	Satisfactory
35	0.069	2.90	Questionable
36	0.011	-2.90	Questionable
37	N		
38	0.030	-1.00	Satisfactory
40	N		
43	0.040	0.00	Satisfactory
46	N		
47	0.040	0.00	Satisfactory
48	U		
49	0.040	0.00	Satisfactory
50	0.030	-1.00	Satisfactory
51	<0.005		
52	N		
53	0.030	-1.00	Satisfactory
58	0.040	0.00	Satisfactory
59	N		
60	0.030	-1.00	Satisfactory
61	0.040	0.00	Satisfactory
62	0.020	-2.00	Questionable

Average	0.04
SD	0.01
CV%	30.92
Median	0.04
Minimum	0.01
Quartile 25	0.03
Quartile 75	0.04
Maximum	0.07
Iqr	0.01

